



Evidencing an inner-sphere mechanism for NHC-Au(I)-catalyzed carbene-transfer reactions from ethyl diazoacetate

Manuel R. Fructos, Juan Urbano, M. Mar Díaz-Requejo* and Pedro J. Pérez*

Full Research Paper

Open Access

Address:

Laboratorio de Catálisis Homogénea, Unidad Asociada al CSIC, CIQSO-Centro de Investigación en Química Sostenible and Departamento de Química, Universidad de Huelva, Campus de El Carmen, 21007 Huelva, Spain

Email:

M. Mar Díaz-Requejo* - mmdiaz@dqcm.uhu.es; Pedro J. Pérez* - perez@dqcm.uhu.es

* Corresponding author

Keywords:

carbene transfer; inner sphere; gold catalysis; O-H functionalization; olefin cyclopropanation

Beilstein J. Org. Chem. **2015**, *11*, 2254–2260.

doi:10.3762/bjoc.11.245

Received: 11 September 2015

Accepted: 03 November 2015

Published: 20 November 2015

This article is part of the Thematic Series "N-Heterocyclic carbenes".

Guest Editor: S. P. Nolan

© 2015 Fructos et al; licensee Beilstein-Institut.

License and terms: see end of document.

Abstract

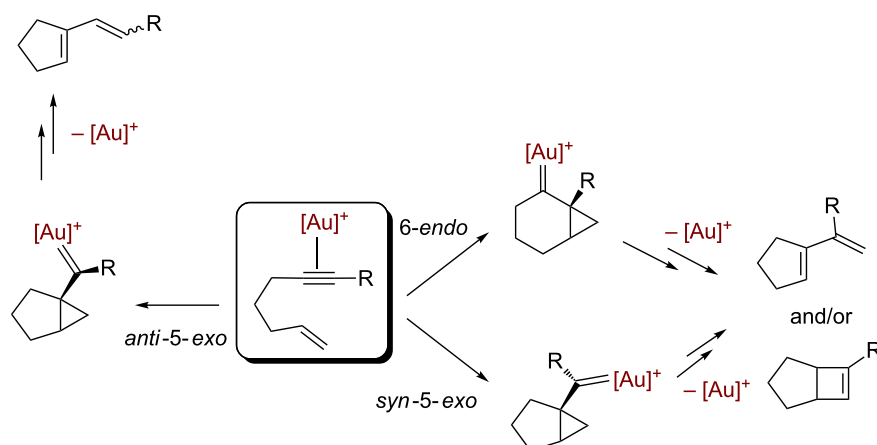
Kinetic experiments based on the measurement of nitrogen evolution in the reaction of ethyl diazoacetate (N_2CHCO_2Et , EDA) and styrene or methanol catalyzed by the $[IPrAu]^+$ core ($IPr = 1,3$ -bis(diisopropylphenyl)imidazole-2-ylidene) have provided evidence that the transfer of the carbene group $CHCO_2Et$ to the substrate (styrene or methanol) takes place in the coordination sphere of Au(I) by means of an inner-sphere mechanism, in contrast to the generally accepted proposal of outer-sphere mechanisms for Au(I)-catalyzed reactions.

Introduction

The discovery of the catalytic capabilities of soluble gold(I) species toward the hydration of alkynes by Teles and co-workers [1] is considered as the rising of the golden era for the use of this metal in homogeneous catalysis [2,3]. A number of transformations have been reported to date [4-13], most of them based on a particular feature of gold: a singular carbophilicity that enhances the electrophilic activation of multiple bonds upon coordination followed by subsequent inter- or intramolecular reaction with nucleophiles. Most of the reported systems contain an unsaturated fragment that is activated upon coordination to the gold center, thus triggering

further transformations, the formation of very reactive gold-carbene intermediates being proposed [4-14]. As a representative example, the skeletal rearrangement of the [2 + 2] cycloaddition of 1,6-enynes [4] is shown in Scheme 1, where three different gold-carbene intermediates are involved in the possible transformations.

A different reaction in which the formation of gold-carbene intermediates has been proposed arises from the interaction of a gold(I) source and a diazo compound. It was not until 2005 that the first example of this transformation was reported by our

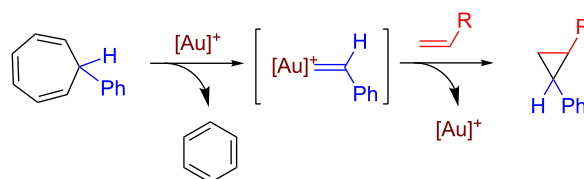


Scheme 1: The Au(I)-catalyzed skeletal rearrangement of the [2 + 2] cycloaddition of 1,6-enynes that involves gold-carbene intermediates.

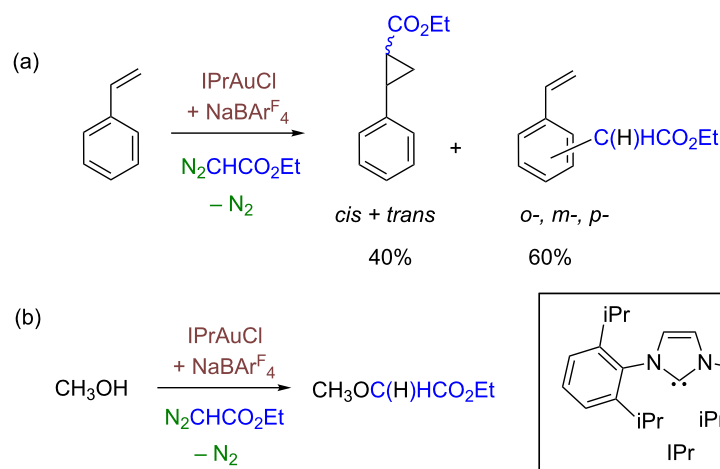
group [15,16], when the complex IPrAuCl (**1**) (IPr = 1,3-bis(diisopropylphenyl)imidazole-2-ylidene), in the presence of NaBAR₄^F (BAR₄^{F-} = tetrakis(3,5-bis(trifluoromethyl)phenyl)borate) as a halide scavenger, induced the incorporation of the :CHCO₂Et group from N₂CHCO₂Et to styrene (Scheme 2a) or methanol (Scheme 2b), among others. With the former, in addition to the formation of the expected cyclopropanes, a second type of product was observed, derived from the incorporation of the carbene :CHCO₂Et unit to the C(sp²)-H bonds. For methanol as the reactant, the ether derived from the functionalization of the O-H bond was obtained.

A transformation related to this contribution is the reaction published by Echavarren (Scheme 3). In this reaction, the complex [LAu(NCR)]SbF₆ (L = tertiary phosphine ligand) abstracted the carbene group :CHPh from a tropilium deriva-

tive, and further transferred the gold-bonded carbene group to an olefin [17,18]. This contribution constituted a breakthrough in gold-mediated carbene-transfer reactions since the carbene source lacks of the well-known instability of some of the diazo reagents.

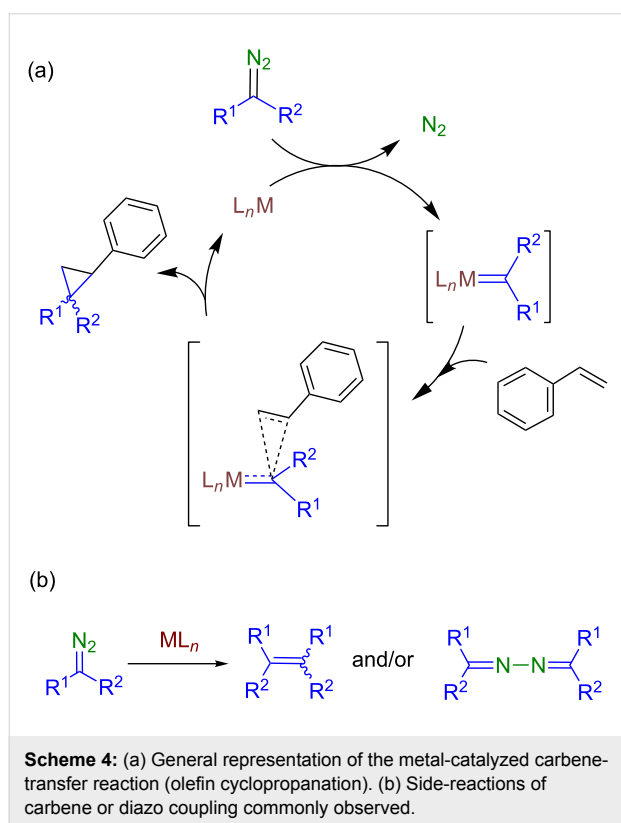


Scheme 3: The gold-promoted decarbenation reaction described by Echavarren and co-workers.



Scheme 2: The catalytic activity of IPrAuCl + NaBAR₄^F in the carbene-transfer reaction to styrene or methanol.

The reactions shown in Scheme 2 and Scheme 3 have been explained through the appearance of a $[LAu=CR^1R^2]^+$ intermediate, not detected nor isolated, that further reacts with a non-coordinated nucleophile (i.e., by means of an outer-sphere mechanism). Those intermediates are quite reactive, in contrast to similar but low reactive gold–carbene complexes recently and independently described by the groups of Fürstner [19] and Straub [20]. Scheme 4a shows a generally accepted mechanism for the metal-catalyzed carbene transfer from diazo compounds to nucleophiles [21–27], where the formation of C–C or C–X bonds takes place throughout a transition state in which no interaction of the substrate and the metal center exists (styrene is shown as an example). In many cases, a non-desired side reaction is also observed, in which two molecules of the diazo compound convert into an olefin and/or an azine (Scheme 4b), the second acting as a nucleophile attacking the metalcarbene intermediate [28]. However, our previous studies have shown that this gold-based catalytic system does not induce such non-desired carbene homocoupling [15,16].

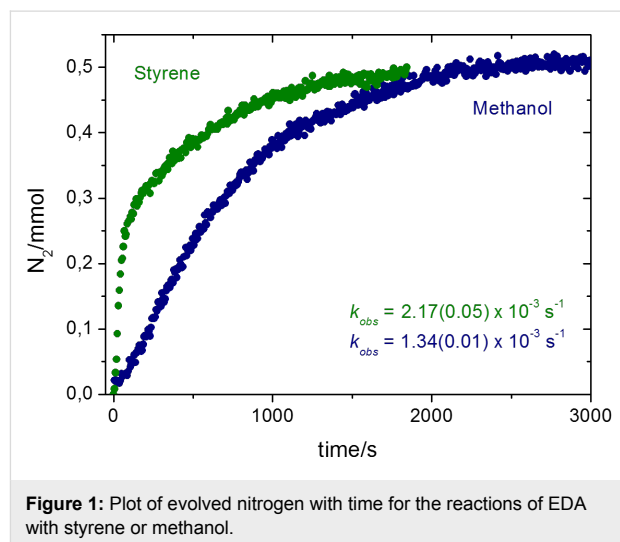


In this contribution we report the results obtained from a kinetic study carried out with the $IPrAuCl$ complex that allows proposing a plausible inner-sphere mechanism in which the substrate (styrene or methanol) seems to remain coordinated to the gold center, a feature that could be extended to many of the reported catalytic systems involving $Au(I)$ complexes.

Results and Discussion

The probe reactions

As mentioned above, we have already described the potential of the system $IPrAuCl + NaBARF_4$ to promote the catalytic decomposition of ethyl diazoacetate (N_2CHCO_2Et , EDA) and functionalize styrene or methanol (see Scheme 2). Since molecular nitrogen is evolved in these transformations, we have monitored the pressure above the reaction mixtures of EDA and styrene or methanol in the presence of catalytic amounts (5 mol %) of $IPrAuCl + NaBARF_4$. It is worth noting that the catalyst precursors were dissolved in the neat substrate (5 mL) and stirred for 30 min to ensure halide abstraction prior to EDA addition. The experiments have been carried out using a flask connected to a pressure gauge that provides the variation in the increase of the internal pressure (see Experimental). Figure 1 shows the plots of the N_2 concentration (mmol) vs time, from which k_{obs} for N_2 liberation have been obtained as $2.17(0.05) \times 10^{-3} s^{-1}$ and $1.34(0.01) \times 10^{-3} s^{-1}$ for styrene and methanol, respectively. Thus, both reactions decomposed EDA with similar rates within the same order of magnitude. Given the experimental fact that this catalytic system does not promote the carbene coupling side reaction, the amount of measured N_2 exclusively corresponds to that evolved from the formation of the gold–carbene intermediate in the path to the products.



The effect of substrate concentration

A second set of experiments has been performed varying the catalyst to substrate ratio, but maintaining the concentration of the catalyst as a constant. Thus, 100:0, 80:20 and 60:40 v/v mixtures of styrene and cyclohexane, respectively, have been reacted with EDA (0.285 mmol) with the same catalyst precursor (see Experimental). Under these conditions, cyclohexane is much less reactive than styrene and acts as an inert solvent [29]. The kinetic curves for these three experiments are

shown in Figure 2. The plot of k_{obs} vs substrate concentration evidences a direct correlation between styrene concentration and k_{obs} . The same effect is observed in an array of experiments carried out with mixtures of methanol and methylene chloride (Figure 2). These results unambiguously indicate that the release of nitrogen takes place at a faster rate when increasing the amount of the reactant, styrene or methanol.

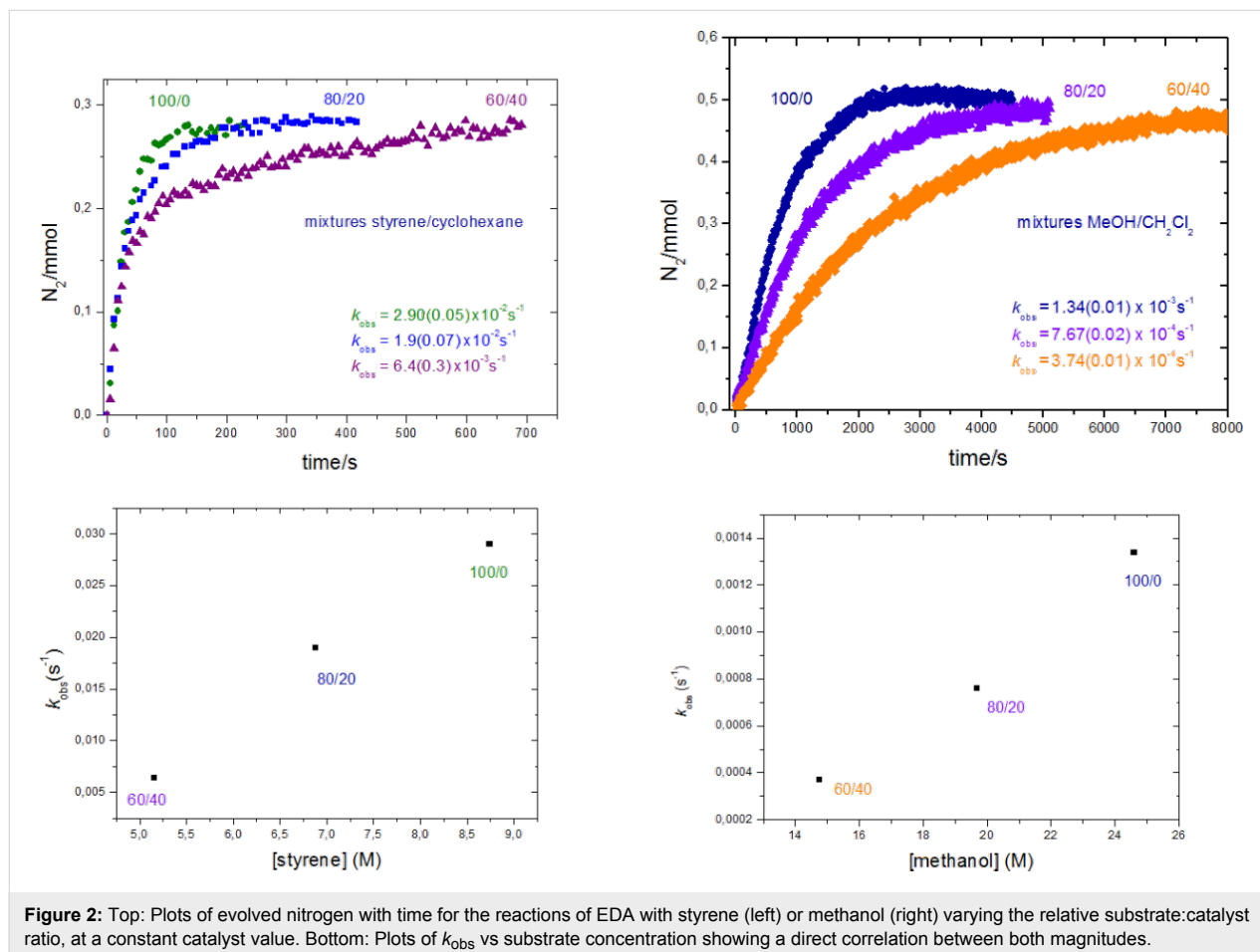
It is worth mentioning that the addition of 5 equiv of NaBARF_4 did not induce any change in the reaction rate compared with that of one equiv, assessing that the halide-free catalytically-active gold species is available in the latter case. Also, the fact that the same behavior regarding the “dilution effect” shown in Figure 2 is observed with cyclohexane or dichloromethane as dilution agents must be interpreted as the result of their independent behavior in the process, not being involved in any effect relative to polarity or solubility issues.

Mechanistic interpretation

It has been reported by several authors that the use of LAuX ($X = \text{halide}$) as catalyst precursor requires the addition of a halide scavenger with a weakly coordinating ligand (such as

NTf_2 , BARF_4 , SbF_6) [30,31]. Cationic complexes of type $[\text{LAu}(\text{NCR})]^+$ have also been isolated previously [32,33]. One way or the other, the incorporation of the reactant has been proposed to be associative in most cases, the reaction then being triggered from there, usually through an outer-sphere mechanism. To the best of our knowledge, there are no evidences which support the alternative route, the inner-sphere mechanism.

The kinetic data available from the previous section have provided the following statements: (i) there is only a slight effect of the nature of the substrate, styrene or methanol, in the rate of evolution of N_2 , and (ii) the reaction rate is affected by the relative substrate:catalyst ratio, both magnitudes being directly correlated. Scheme 5 displays a feasible catalytic cycle for these transformations. The mixture of IPrAuCl and NaBARF_4 in styrene or methanol ensures the formation of the cationic species $[\text{IPrAu}(\text{sty})]\text{BARF}_4$ (**2**) or $[\text{IPrAu}(\text{MeOH})]\text{BARF}_4$ (**3**) similar to structurally characterized $[\text{IPrAu}(\text{NCMe})]\text{BF}_4$ [32,33]. The addition of EDA originates the immediate evolution of N_2 , the gold-carbene intermediate must form from **2** or **3**. Also, this must be the rate determining



step, efforts to detect such intermediates having proven unsuccessful. The commonly accepted pathway (route A, Scheme 5) would suppose an exchange of the substrate ligand with the diazo compound and then evolution of nitrogen. However, that first step of substrate dissociation would be in disagreement with the observation of the enhancement of the reaction rate of nitrogen evolution when increasing the substrate:catalyst ratio, the dissociation of the substrate should be disfavoured at larger substrate concentration. Thus, there is only a plausible explanation for the experimental data (route B, Scheme 5): the substrate remains coordinated while the diazo compound coordinates and eliminates nitrogen, the carbene transfer taking place between two ligands, the carbene and the substrate. This approach would also explain the lack of formation of the olefins derived from carbene coupling with this Au(I)-based system.

Conclusion

The experimental results obtained from the measurement of N_2 evolution in $[IPrAu]^+$ -catalyzed carbene transfer from ethyl diazoacetate have allowed proposing that both the carbene and the substrate (styrene or methanol) are bonded to the Au(I) center previously to the corresponding coupling, that is, the functionalization reaction takes place throughout an inner-sphere mechanism. This is not the commonly proposed mechanism for most of the different Au(I)-catalyzed reactions, for which an outer-sphere mechanism has been frequently assumed. We hope that the findings reported herein could be verified for other Au(I)-catalyzed transformations.

Experimental

General methods

All preparations and manipulations were carried out under an oxygen-free nitrogen atmosphere using conventional Schlenk

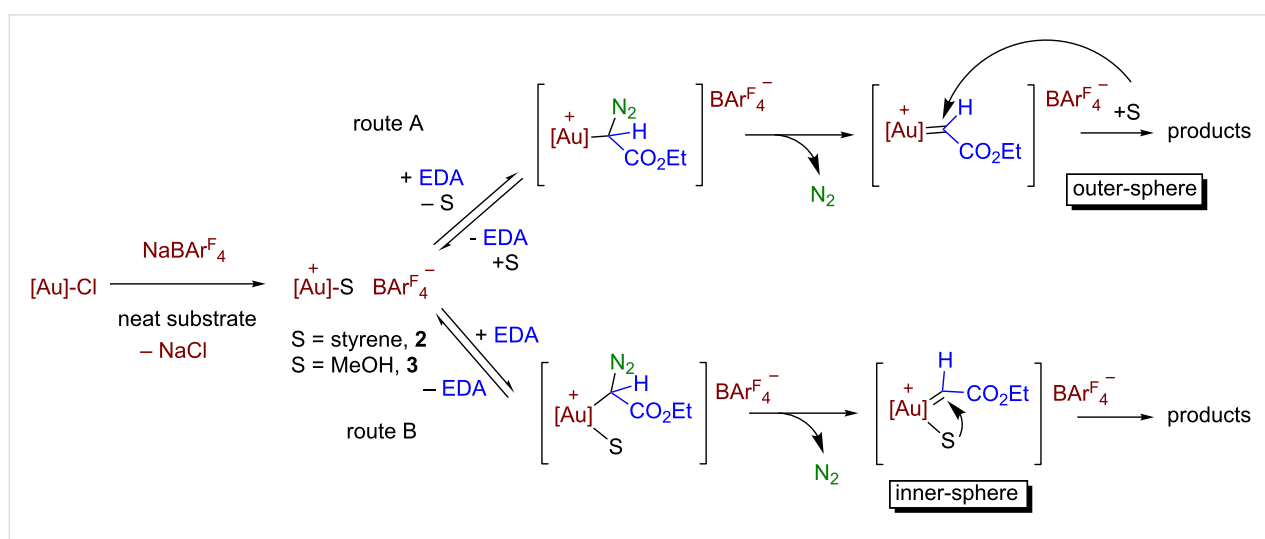
techniques. Solvents were rigorously dried previously to their use. The substrates were purchased from Aldrich. The complex $IPrAuCl$ and $NaBARF_4$ were prepared according to the literature [34,35]. NMR spectra were performed on Agilent 400 MR and 500 DD2 spectrometers. GC data were collected with a Varian GC-3900 spectrometer with a FID detector.

Kinetic experiments

The kinetic experiments have been carried out similarly to previous procedures from our laboratory [36]. For the sake of clarity, the methodology is briefly described herein. A ManontheMoonTech X201 (<http://www.manonthemoontech.com>) device consisting of a stainless-steel gas reservoir doubly connected to a pressure transmitter has been employed for the measurement of nitrogen evolution. The variation of the inner pressure inside the reaction flask (Figure 3) is measured with an electronic pressure meter/controller (EL-Press, Bronkhorst HI-TEC).



Figure 3: The experimental device for the measurement of N_2 evolution.



Scheme 5: The outer- and inner-sphere routes for this transformation.

In a typical experiment, the N₂ pressure change was measured after the addition of EDA (0.285 mmol) to a stirred solution of substrate (0.5 mmol), and a mixture of IPrAuCl and NaBARF₄ (5 mol %) in cyclohexane/CH₂Cl₂ (5 mL) at room temperature. *k*_{obs} was obtained from experimental curves upon fitting to an exponential growth equation using ORIGIN software.

Acknowledgements

Support for this work was provided by the MINECO (CTQ2014-52769-C3-1-R), and the Junta de Andalucía (P10-FQM-06292).

References

- Teles, J. H.; Brode, S.; Chabanas, M. *Angew. Chem., Int. Ed.* **1998**, *37*, 1415–1418. doi:10.1002/(SICI)1521-3773(19980605)37:10<1415::AID-ANIE1415>3.CO;2-N
- Norman, R. O. C.; Parr, W. J. E.; Thomas, C. B. *J. Chem. Soc., Perkin Trans. 1* **1976**, 1983–1987. doi:10.1039/p19760001983
- Fukuda, Y.; Utimoto, K. *J. Org. Chem.* **1991**, *56*, 3729–3731. doi:10.1021/jo00011a058
- Obradors, C.; Echavarren, A. M. *Chem. Commun.* **2014**, *50*, 16–28. doi:10.1039/C3CC45518A
- Xie, J.; Pan, C.; Abdukader, A.; Zhu, C. *Chem. Soc. Rev.* **2014**, *43*, 5245–5256. doi:10.1039/C4CS00004H
- Shapiro, N. D.; Toste, F. D. *Synlett* **2010**, 675–691. doi:10.1055/s-0029-1219369
- Fürstner, A. *Chem. Rev.* **2009**, *38*, 3208–3221. doi:10.1039/b816696j
- Patil, N. T.; Yamamoto, Y. *Chem. Rev.* **2008**, *108*, 3395–3442. doi:10.1021/cr050041j
- Gorin, D. J.; Sherry, B. D.; Toste, F. D. *Chem. Rev.* **2008**, *108*, 3351–3378. doi:10.1021/cr068430g
- Jiménez-Núñez, E.; Echavarren, A. M. *Chem. Rev.* **2008**, *108*, 3326–3350. doi:10.1021/cr0684319
- Jiménez-Núñez, E.; Echavarren, A. M. *Chem. Commun.* **2007**, 333–346. doi:10.1039/B612008C
- Fürstner, A.; Davies, P. W. *Angew. Chem., Int. Ed.* **2007**, *46*, 3410–3449. doi:10.1002/anie.200604335
- Hashmi, A. S. K. *Chem. Rev.* **2007**, *107*, 3180–3211. doi:10.1021/cr000436x
- Lauterbach, T.; Asiri, A. M.; Hashmi, A. S. K. *Adv. Organomet. Chem.* **2014**, *62*, 261–297. doi:10.1016/B978-0-12-800976-5.00005-9
- Fructos, M. R.; Belderrain, T. R.; de Fremont, P.; Scott, N. M.; Nolan, S. P.; Díaz-Requejo, M. M.; Pérez, P. J. *Angew. Chem., Int. Ed.* **2005**, *44*, 5284–5288. doi:10.1002/anie.200501056
- Rivilla, I.; Gómez-Emeterio, B. P.; Fructos, M. R.; Díaz-Requejo, M. M.; Pérez, P. J. *Organometallics* **2011**, *30*, 2855–2860. doi:10.1021/om200206m
- Solorio-Alvarado, C. R.; Wang, Y.; Echavarren, A. M. *J. Am. Chem. Soc.* **2012**, *133*, 11952–11955. doi:10.1021/ja205046h
- Wang, Y.; McGonigal, P. R.; Herlé, B.; Besora, M.; Echavarren, A. M. *J. Am. Chem. Soc.* **2014**, *136*, 801–809. doi:10.1021/ja411626v
- Seidel, G.; Fürstner, A. *Angew. Chem., Int. Ed.* **2014**, *53*, 4807–4811. doi:10.1002/anie.201402080
- Hussong, M. W.; Rominger, F.; Krämer, P.; Straub, B. F. *Angew. Chem., Int. Ed.* **2014**, *53*, 9372–9375. doi:10.1002/anie.201404032
- Doyle, M. P.; Duffy, R.; Ratnikov, M.; Zhou, L. *Chem. Rev.* **2010**, *110*, 704–724. doi:10.1021/cr900239n
- Doyle, M. P.; McKervey, M. A.; Ye, T. *Modern Catalytic Methods for Organic Synthesis with Diazo Compounds*; John Wiley & Sons: New York, 1998.
- Davies, H. M. L.; Dick, A. R. *Top. Curr. Chem.* **2010**, *292*, 303–345. doi:10.1007/128_2009_11
- Davies, H. M. L.; Manning, J. R. *Nature* **2008**, *451*, 417–424. doi:10.1038/nature06485
- Díaz-Requejo, M. M.; Pérez, P. J. *Chem. Rev.* **2008**, *108*, 3379–3394. doi:10.1021/cr078364y
- Díaz-Requejo, M. M.; Belderrain, T. R.; Nicasio, M. C.; Pérez, P. J. *Dalton Trans.* **2006**, 5559–5566. doi:10.1039/b610183f
- Davies, H. M. L.; Beckwith, R. E. J. *Chem. Rev.* **2003**, *103*, 2861–2904. doi:10.1021/cr0200217
- Rivilla, I.; Sameera, W. M. C.; Alvarez, E.; Díaz-Requejo, M. M.; Maseras, F.; Pérez, P. J. *Dalton Trans.* **2013**, *42*, 4132–4138. doi:10.1039/c2dt32439c
- Fructos, M. R.; de Frémont, P.; Nolan, S. P.; Díaz-Requejo, M. M.; Pérez, P. J. *Organometallics* **2006**, *25*, 2237–2241. doi:10.1021/om0507474
See for the IPrAu-catalyzed alkane functionalization with EDA.
- Istrate, F. M.; Gagosz, F. *Org. Lett.* **2007**, *9*, 3181–3184. doi:10.1021/ol0713032
- Qian, J.; Liu, Y.; Cui, J.; Xu, Z. *J. Org. Chem.* **2012**, *77*, 4484–4490. doi:10.1021/jo300543n
- Nieto-Oberhuber, C.; López, S.; Muñoz, M. P.; Cárdenas, D. J.; Buñuel, E.; Nevado, C.; Echavarren, A. M. *Angew. Chem., Int. Ed.* **2005**, *44*, 6146–6148. doi:10.1002/anie.200501937
- de Frémont, P.; Stevens, E. D.; Fructos, M. R.; Díaz-Requejo, M. M.; Pérez, P. J.; Nolan, S. P. *Chem. Commun.* **2006**, 2045–2047. doi:10.1039/b601547f
- de Frémont, P.; Scott, N. M.; Stevens, E. D.; Nolan, S. P. *Organometallics* **2005**, *24*, 2411–2418. doi:10.1021/om050111c
- Brookhart, M.; Grant, B.; Volpe, A. F., Jr. *Organometallics* **1992**, *11*, 3920–3922. doi:10.1021/om00059a071
- Pereira, A.; Champouret, Y.; Martín, C.; Álvarez, E.; Etienne, M.; Belderrain, T. R.; Pérez, P. J. *Chem. – Eur. J.* **2015**, *21*, 9769–9775. doi:10.1002/chem.201500776

License and Terms

This is an Open Access article under the terms of the Creative Commons Attribution License (<http://creativecommons.org/licenses/by/2.0>), which permits unrestricted use, distribution, and reproduction in any medium, provided the original work is properly cited.

The license is subject to the *Beilstein Journal of Organic Chemistry* terms and conditions: (<http://www.beilstein-journals.org/bjoc>)

The definitive version of this article is the electronic one which can be found at:
[doi:10.3762/bjoc.11.245](https://doi.org/10.3762/bjoc.11.245)