

# N-Heterocyclic carbene–palladium catalysts for the direct arylation of pyrrole derivatives with aryl chlorides

Ismail Özdemir<sup>\*1</sup>, Nevin Gürbüz<sup>1</sup>, Nazan Kaloğlu<sup>1</sup>, Öznur Doğan<sup>1</sup>, Murat Kaloğlu<sup>1</sup>, Christian Bruneau<sup>2</sup> and Henri Doucet<sup>\*2</sup>

## Full Research Paper

Open Access

### Address:

<sup>1</sup>Chemistry Department, Faculty Science and Arts, İnönü University, 44280 Malatya, Türkiye and <sup>2</sup>Institut Sciences Chimiques de Rennes, UMR 6226 CNRS-Université de Rennes "Organometalliques, Material and Catalysis", Campus de Beaulieu, 35042 Rennes, France. Fax: +33 (0)2-23-23-69-39; Tel: +33 (0)2-23-23-63-84

### Email:

Ismail Özdemir<sup>\*</sup> - iozdemir44@gmail.com; Henri Doucet<sup>\*</sup> - henri.doucet@univ-rennes1.fr

\* Corresponding author

### Keywords:

aryl chlorides; atom-economy; C–H bond activation; C–H functionalization; carbenes; palladium; pyrroles

*Beilstein J. Org. Chem.* **2013**, *9*, 303–312.

doi:10.3762/bjoc.9.35

Received: 18 October 2012

Accepted: 16 January 2013

Published: 12 February 2013

This article is part of the Thematic Series "C–H Functionalization".

Guest Editor: H. M. L. Davies

© 2013 Özdemir et al; licensee Beilstein-Institut.

License and terms: see end of document.

## Abstract

New Pd–NHC complexes have been synthesized and employed for palladium-catalyzed direct arylation of pyrrole derivatives by using electron-deficient aryl chlorides as coupling partners. The desired coupling products were obtained in moderate to good yields by using 1 mol % of these air-stable palladium complexes. This is an advantage compared to the procedures employing air-sensitive phosphines, which have been previously shown to promote the coupling of aryl chlorides with heteroarenes.

## Introduction

N-Heterocyclic carbenes (NHC) have emerged as an important class of ligands in the development of homogeneous catalysis [1–9]. Such ligands, which are electronically and sterically tunable, and which generally form thermally stable compounds with different metal ions, are strong  $\sigma$ -donors. These qualities have rendered N-heterocyclic carbene ligands as classical substitutes to phosphines in organometallic catalysis [10–14]. This is especially true for palladium-catalyzed coupling reac-

tions. Pd–NHC catalysts [15] have proven to be excellent alternatives to catalytic systems involving palladium associated to tertiary phosphine ligands [16–19].

The introduction of aryl groups at C2 or C5 positions of pyrroles is an important research area in organic synthesis as such motives are known to be present in several bioactive molecules, such as Atorvastatin, which is used for lowering

blood cholesterol, Fendosal, which is an anti-inflammatory agent, or Tanaproget, which is a progesterone-receptor agonist (Figure 1).

The palladium-catalyzed direct arylation of various heteroaromatics including pyrroles by a C–H bond activation using aryl halides has met great success in recent years, allowing the synthesis of a wide variety of arylated heteroaromatics in only one step [20–25]. However, there are still limitations for these reactions in terms of aryl halide or heteroaromatic tolerance. Up to now, very few examples of palladium-catalyzed direct arylations of pyrroles by using aryl chlorides have been reported, [26,27]. Daugulis and co-workers recently described the arylation of pyrrole derivatives with a variety of aryl chlorides using 5 mol % of Pd(OAc)<sub>2</sub> associated to 10 mol % of Cy<sub>2</sub>P-*o*-biphenyl as the catalyst [26]. However, in most cases, such couplings were performed with aryl bromides or iodides [28–39].

The influence of mono- or diphosphines as ligands for the palladium-catalyzed coupling of heteroarenes with aryl halides through a C–H bond activation has been largely explored. On the other hand, the influence of carbene ligands for such couplings remains largely unexplored [40–47]. Quite congested *N*-heterocyclic carbene–palladium catalysts have been employed by Fagnou and co-workers to promote intramolecular direct arylations of arenes [40]. A few examples of couplings of aryl bromides and iodides employing Pd–NHC complexes have also been reported [41–45]. For example, Sames and co-workers described the use of imidazolylidene carbene ligands for the Pd-catalyzed direct arylation of pyrroles or indoles using bromobenzene and aryl iodides [42]. They observed that an important steric demand on the carbene ligand led to better results. Recently, the use of palladium(II) acetate complexes bearing both a phosphine and a carbene ligand, was reported by Lee and co-workers for the direct arylation of imidazoles with some aryl chlorides [46]. However, to our

knowledge, *N*-heterocyclic carbene ligands have not yet been employed for the palladium-catalyzed direct arylation of pyrroles with aryl chlorides. As carbene ligands have proved to be very useful for several palladium-catalyzed reactions involving aryl chlorides, we decided to explore their potential for the direct 2- or 5-arylation of pyrrole derivatives.

## Results and Discussion

First, a range of Pd–NHC complexes employing a variety of carbene ligands was prepared (Scheme 1). The deviations from the accustomed structures of palladium–NHC complexes can be attributed to steric rather than to electronic factors [48]. The use of quite congested carbene ligands has been found to be required for the palladium-catalyzed direct arylation of pyrroles, indoles, benzothiophene [42,45] or arenes [40]. Therefore, we employed carbenes bearing relatively bulky *N*-substituents. The reaction of Pd(OAc)<sub>2</sub> with the corresponding benzimidazolium halides in DMSO at 60–110 °C gave **1–9** in 53–87% yields (Scheme 1). The geometry of these complexes was not defined, as no crystals suitable for X-ray analysis could be obtained.

### Arylation with Pd–NHC complexes

We initially examined the direct 5-arylation of 1-methylpyrrole-2-carboxaldehyde (**10**) with 4-chlorobenzonitrile (**11**) using these nine Pd–NHC complexes. We had previously observed that with this pyrrole derivative a high yield of 89% could be obtained in the presence of only 0.5 mol % of a triphosphine associated to Pd(OAc)<sub>2</sub> as the catalyst [27]. With complexes **2**, **3**, **8** and **9**, a high conversion of 4-chlorobenzonitrile (**11**) and good yields of the coupling product **16** were obtained (Table 1, entries 1–9). Then, in order to confirm this trend, 2-chlorobenzonitrile (**12**) and 4-(trifluoromethyl)chlorobenzene (**13**) were reacted with 1-methylpyrrole-2-carboxaldehyde (**10**) by using this library of complexes (Table 1, entries 10–27). Again, complexes **2**, **8** and **9** were found to be effective catalysts for this transformation, and led to a high conversion of 2-chlorobenzonitrile (**12**) to give **17** in 55–60% yield (Table 1,

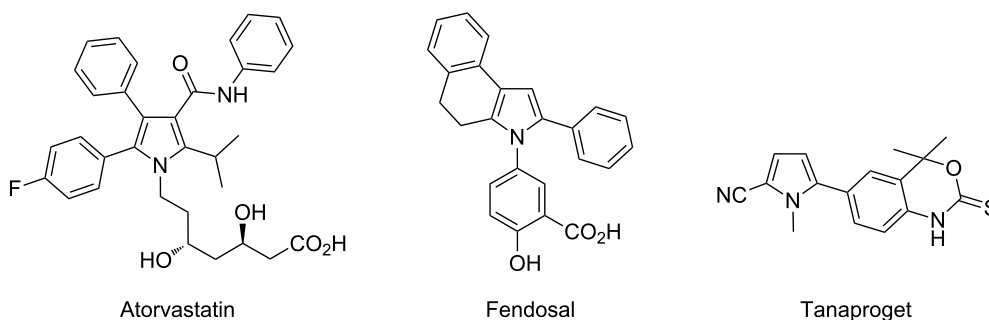
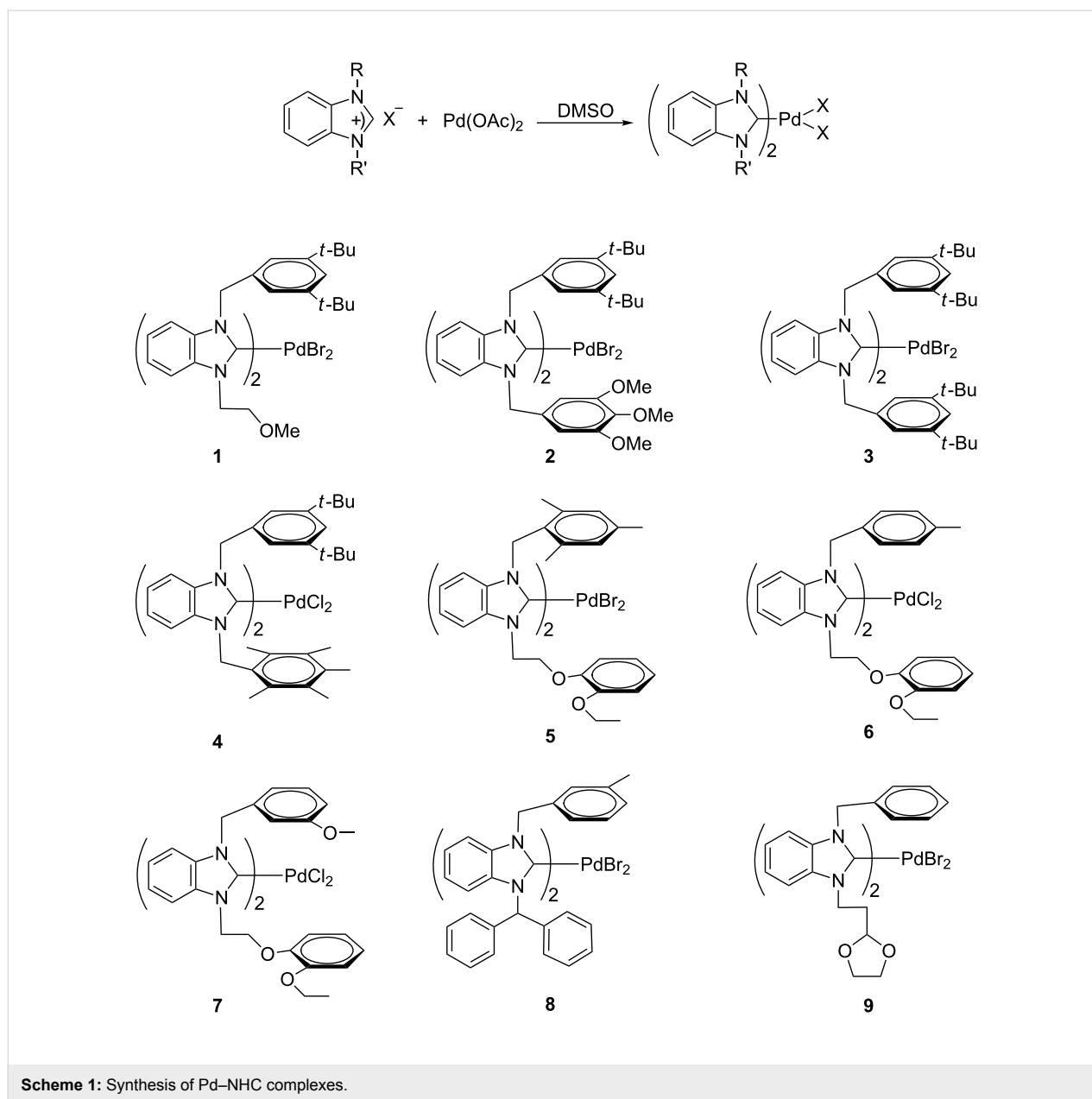


Figure 1: Examples of pyrrole-containing bioactive compounds.



entries 10–18). For 4-(trifluoromethyl)chlorobenzene (**13**), the best results were obtained with catalysts **2** and **8** to give **18** in 76% and 74% yields, respectively (Table 1, entries 20 and 26). Then, the reactivity of 4-chlorobenzaldehyde (**14**) and 4-chloroacetophenone (**15**) was examined by using complexes **2**, **8** and **9**. For both substrates the best yields of products **19** and **20** of 41% and 50% were obtained with complex **8** (Table 1, entries 28–33).

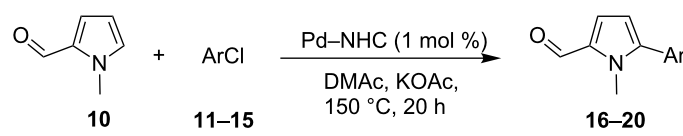
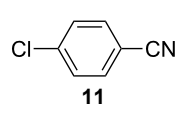
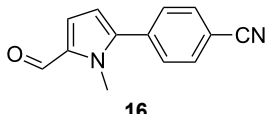
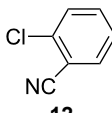
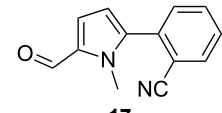
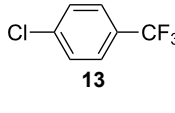
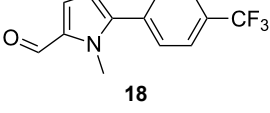
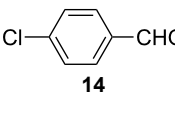
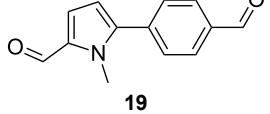
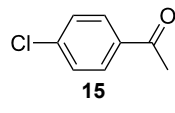
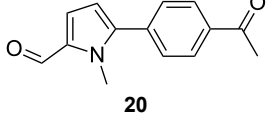
The reactivity of 2-acetyl-1-methylpyrrole (**21**) was similar to 1-methylpyrrole-2-carboxaldehyde (**10**, Table 2). Complexes **8** and **9** promoted an almost complete conversion of 2- and 4-chlorobenzonitrile, and of 4-(trifluoromethyl)chlorobenzene

to give the desired coupling products **22–24** in good yields. On the other hand, low to moderate yields were obtained with complexes **1**, **4** and **6**.

Methyl 1-methylpyrrole-2-carboxylate (**25**) also reacts with 4-chlorobenzonitrile (**11**) to give **26** in good yields with catalysts **2**, **8** and **9** (Table 3). No significant decarboxylation of the pyrrole derivative was observed in the course of this reaction.

Three aryl chlorides have also been coupled with 1-methylpyrrole (**27**, Table 4). A large excess of 1-methylpyrrole (**27**) was employed (4 equiv) in order to avoid the formation of 2,5-diarylated pyrroles. From 2- and 4-chlorobenzonitrile, **28** and **29**

**Table 1:** Direct arylation of 1-methylpyrrole-2-carboxaldehyde (**10**) with chlorobenzene derivatives.<sup>a</sup>

Entry	ArCl	Pd–NHC	Product	Conv. (%) <sup>b</sup>	Yield (%) <sup>b</sup>		
							
1		<b>1</b>		68	57		
2		<b>2</b>		99	<b>87</b>		
3		<b>3</b>		99	<b>83</b>		
4		<b>4</b>		69	61		
5		<b>5</b>		64	57		
6		<b>6</b>		46	36		
7		<b>7</b>		45	37		
8		<b>8</b>		80	<b>72</b>		
9		<b>9</b>		74	<b>65</b>		
10				<b>1</b>		63	23
11				<b>2</b>		78	<b>60</b>
12				<b>3</b>		38	11
13	<b>4</b>		45	33			
14	<b>5</b>		32	7			
15	<b>6</b>		32	5			
16	<b>7</b>		26	20			
17	<b>8</b>		65	<b>58</b>			
18	<b>9</b>		67	<b>55</b>			
19		<b>1</b>		100	56		
20		<b>2</b>		98	<b>76</b>		
21		<b>3</b>		100	34		
22		<b>4</b>		100	32		
23		<b>5</b>		86	8		
24		<b>6</b>		77	40		
25		<b>7</b>		100	28		
26		<b>8</b>		98	<b>74</b>		
27		<b>9</b>		98	21		
28				<b>2</b>		11	2
29	<b>8</b>		70	<b>41</b>			
30	<b>9</b>		74	38			
31		<b>2</b>		24	9		
32		<b>8</b>		73	<b>50</b>		
33		<b>9</b>		74	47		

<sup>a</sup>Reaction conditions: Pd–NHC (0.01 mmol), aryl chloride (1 mmol), 1-methylpyrrole-2-carboxaldehyde (**10**, 2 mmol), KOAc (2 mmol), DMAc (3 mL), 20 h, 150 °C. <sup>b</sup>Determined by GC and NMR.

were obtained in high yields in the presence of complexes **8** and **9**. On the other hand, the formation of several side-products was observed during the coupling of 4-(trifluoromethyl)chlorobenzene (**13**) with this pyrrole derivative, and **30** was obtained in low yields (Table 4, entries 11–15).

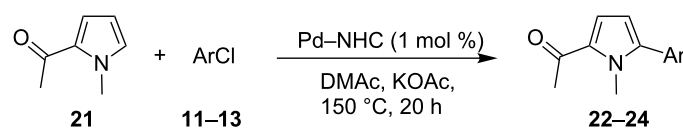
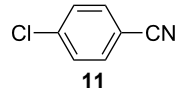
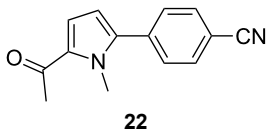
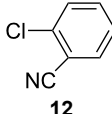
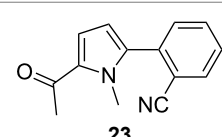
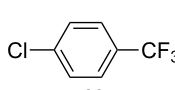
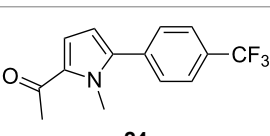
Finally, the reactivity of 1-phenylpyrrole (**31**) with two aryl chlorides was examined (Table 5). Again, good yields in **32** were obtained with complexes **2**, **8** and **9** for the coupling with

4-chlorobenzonitrile (**11**). 4-Chloroacetophenone (**15**) also gave **33** in good yields with complexes **8** and **9**.

## Conclusion

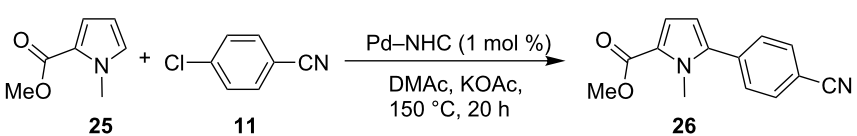
In summary, we have demonstrated that the regioselective C2 or C5 direct arylation of a range of pyrrole derivatives using electron-deficient aryl chlorides can be promoted by *N*-heterocyclic carbene ligands associated to palladium. So far, the reason for the influence of the nature of the carbene ligand on such

**Table 2:** Direct arylation of 2-acetyl-1-methylpyrrole (**21**) with chlorobenzene derivatives.<sup>a</sup>

					
Entry	ArCl	Pd-NHC	Product	Conv. (%) <sup>b</sup>	Yield (%) <sup>b</sup>
1	 <b>11</b>	<b>1</b>	 <b>22</b>	58	54
2		<b>4</b>		64	61
3		<b>6</b>		79	45
4		<b>7</b>		77	71
5		<b>8</b>		98	85
6		<b>9</b>		99	85
7	 <b>12</b>	<b>1</b>	 <b>23</b>	62	38
8		<b>4</b>		71	59
9		<b>8</b>		94	78
10		<b>9</b>		90	78
11	 <b>13</b>	<b>1</b>	 <b>24</b>	79	21
12		<b>4</b>		80	42
13		<b>8</b>		92	77
14		<b>9</b>		95	76

<sup>a</sup>Reaction conditions: Pd-NHC (0.01 mmol), aryl chloride (1 mmol), 2-acetyl-1-methylpyrrole (2 mmol), KOAc (2 mmol), DMAc (3 mL), 20 h, 150 °C.  
<sup>b</sup>Determined by GC and NMR.

**Table 3:** Direct arylation of methyl 1-methylpyrrole-2-carboxylate (**25**) with 4-chlorobenzonitrile (**11**).<sup>a</sup>

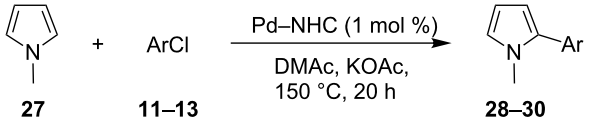
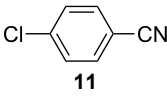
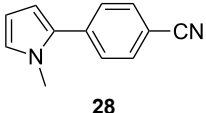
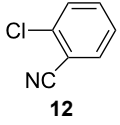
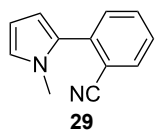
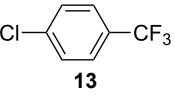
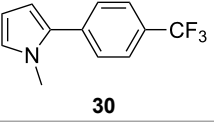
				
Entry	Pd-NHC		Conv. (%) <sup>b</sup>	Yield (%) <sup>b</sup>
1	<b>1</b>		52	32
2	<b>2</b>		94	78
3	<b>4</b>		58	27
4	<b>5</b>		69	51
5	<b>6</b>		66	47
6	<b>7</b>		61	49
7	<b>8</b>		98	83
8	<b>9</b>		97	81

<sup>a</sup>Reaction conditions: Pd-NHC (0.01 mmol), 4-chlorobenzonitrile (**11**, 1 mmol), methyl 1-methylpyrrole-2-carboxylate (**25**, 2 mmol), KOAc (2 mmol), DMAc (3 mL), 20 h, 150 °C. <sup>b</sup>Determined by GC and NMR.

couplings remains unclear. However, the presence of bulky N-substituents on the benzimidazole ring, such as 3,5-di-*tert*-butylbenzyl (**1–4**) or benzhydryl (**8**), appears to be favorable; whereas, 2-(2-ethoxy)phenoxyethyl substituent (**5–7**) generally led to lower yields. The presence of a 2-(2-ethyl)-1,3-dioxalane as N-substituent (**9**) was also found to be profitable. To our

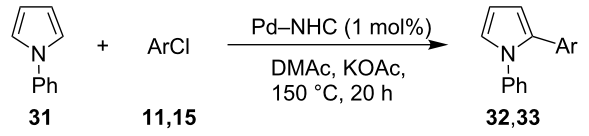
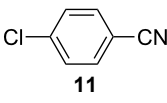
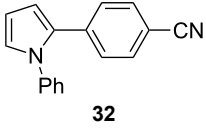
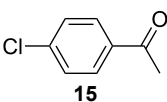
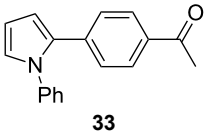
knowledge, these are the first examples of direct arylations of pyrroles by using aryl chlorides as the coupling partners and Pd-N-heterocyclic carbene complexes as the catalyst. Finally, as the major by-products are AcOK associated to HBr instead of metallic salts, this procedure is environmentally more attractive than the classical coupling procedures.

**Table 4:** Direct arylation of 1-methylpyrrole (**27**) with chlorobenzene derivatives.<sup>a</sup>

					
Entry	ArCl	Pd-NHC	Product	Conv. (%) <sup>b</sup>	Yield (%) <sup>b</sup>
1		<b>1</b>		56	50
2		<b>4</b>		75	70
3		<b>6</b>		44	39
4		<b>7</b>		68	63
5		<b>8</b>		94	<b>83</b>
6		<b>9</b>		96	<b>90</b>
7		<b>1</b>		78	74
8		<b>4</b>		81	70
9		<b>8</b>		94	<b>88</b>
10		<b>9</b>		92	<b>83</b>
11		<b>2</b>		94	31
12		<b>3</b>		91	27
13		<b>4</b>		89	39
14		<b>8</b>		96	29
15		<b>9</b>		97	25

<sup>a</sup>Reaction conditions: Pd-NHC (0.01 mmol), aryl chloride (1 mmol), 1-methylpyrrole (**27**, 4 mmol), KOAc (2 mmol), DMAc (3 mL), 20 h, 150 °C.  
<sup>b</sup>Determined by GC and NMR.

**Table 5:** Direct arylation of 1-phenylpyrrole (**31**) with chlorobenzene derivatives.<sup>a</sup>

					
Entry	ArCl	Pd-NHC	Product	Conv. (%) <sup>b</sup>	Yield (%) <sup>b</sup>
1		<b>1</b>		81	71
2		<b>2</b>		90	85
3		<b>4</b>		80	73
4		<b>5</b>		85	79
5		<b>6</b>		86	74
6		<b>7</b>		87	81
7		<b>8</b>		98	<b>89</b>
8		<b>9</b>		98	<b>88</b>
9		<b>2</b>		87	55
10		<b>8</b>		92	86
11		<b>9</b>		99	76

<sup>a</sup>Reaction conditions: Pd-NHC (0.01 mmol), aryl chloride (1 mmol), 1-phenylpyrrole (**31**, 4 mmol), KOAc (2 mmol), DMAc (3 mL), 20 h, 150 °C.  
<sup>b</sup>Determined by GC and NMR.

## Experimental

The reaction of benzimidazolium halide (2 equiv) with Pd(OAc)<sub>2</sub> in DMSO according to Scheme 1 led to the forma-

tion of the desired complexes of Pd(II) in 53–87% yield. The crude product was recrystallized from a dichloromethane/diethyl ether mixture 1:3 at room temperature, which afforded

the corresponding crystals. The new complexes were characterized by  $^1\text{H}$  NMR,  $^{13}\text{C}$  NMR, IR and elemental analysis techniques, which support the proposed structures.

As described in [49], the air and moisture-stable palladium-carbene complexes (**1–9**) were soluble in halogenated solvents and insoluble in nonpolar solvents. Palladium complexes exhibit a characteristic  $\nu_{(\text{NCN})}$  band typically at 1407–1477  $\text{cm}^{-1}$ . The formation of the Pd–NHC complexes was confirmed by the absence of the  $^1\text{H}$  NMR resonance signal of the acidic benzimidazolium C2–H. The  $^{13}\text{C}$  NMR spectra of Pd–NHC complexes exhibit a resonance signal in the 181.2–183.6 ppm range ascribed to the carbenic carbon atom, which is consistent with the reported values for Pd–NHC complexes [43]. NMR data showed that complexes **2** and **4–7** were *cis/trans* mixtures.

### General procedure for the preparation of the palladium–NHC complexes

As described in [50], to a solution of benzimidazolium salts (10 mmol) in DMSO (5 mL) was added palladium(II) diacetate (5 mmol) under argon, and the resulting mixture was stirred at room temperature for 2 h, then at 60 °C for 4 h, at 80 °C for 2 h and finally at 110 °C for 2 h. Volatiles were removed in vacuo, and the residue was washed twice with THF (5 mL). The complex was crystallized from dichloromethane/diethyl ether 1:3 at room temperature.

**Dibromo-bis[1-(3,5-di-*tert*-butylbenzyl)-3-(2-methoxyethyl)benzimidazol-2-ylidene]palladium(II) (1):** Yield: 0.29 g, 87%; mp 172–174 °C;  $^1\text{H}$  NMR ( $\text{CDCl}_3$ ,  $\delta$ ) 1.29 (t,  $J = 7.0$  Hz, 4H,  $\text{NCH}_2\text{CH}_2\text{OCH}_3$ ), 1.31 (t,  $J = 7.0$  Hz, 4H,  $\text{NCH}_2\text{CH}_2\text{OCH}_3$ ), 1.33 (s, 36H,  $\text{NCH}_2\text{C}_6\text{H}_3(\text{C}(\text{CH}_3)_3-3,5)$ ), 2.63 (s, 6H,  $\text{NCH}_2\text{CH}_2\text{OCH}_3$ ), 5.10 (s, 4H,  $\text{NCH}_2\text{C}_6\text{H}_3(\text{C}(\text{CH}_3)_3-3,5)$ ), 6.89–7.6 (m, 14H,  $\text{NC}_6\text{H}_4\text{N}$  and  $\text{NCH}_2\text{C}_6\text{H}_3(\text{C}(\text{CH}_3)_3-3,5)$ );  $^{13}\text{C}$  NMR ( $\text{CDCl}_3$ ,  $\delta$ ) 31.5 ( $\text{NCH}_2\text{C}_6\text{H}_3(\text{C}(\text{CH}_3)_3-3,5)$ ), 34.8 ( $\text{NCH}_2\text{C}_6\text{H}_3(\text{C}(\text{CH}_3)_3-3,5)$ ), 35.0 ( $\text{NCH}_2\text{CH}_2\text{OCH}_3$ ), 41.0 ( $\text{NCH}_2\text{C}_6\text{H}_3(\text{C}(\text{CH}_3)_3-3,5)$ ), 48.3 ( $\text{NCH}_2\text{CH}_2\text{OCH}_3$ ), 58.8 ( $\text{NCH}_2\text{C}_6\text{H}_3(\text{C}(\text{CH}_3)_3-3,5)$ ), 111.1, 111.2, 121.7, 122.3, 122.7, 122.9, 134.2, 134.6, 151.1, 151.3 ( $\text{NC}_6\text{H}_4\text{N}$  and  $\text{NCH}_2\text{C}_6\text{H}_3(\text{C}(\text{CH}_3)_3-3,5)$ ), 183.6 (Pd–*C*carbene); IR ( $\text{cm}^{-1}$ )  $\nu_{(\text{CN})}$ : 1407; Anal. calcd for  $\text{C}_{50}\text{H}_{68}\text{N}_4\text{PdBr}_2$ : C, 60.58; H, 6.91; N, 5.65; found: C, 60.47; H, 6.94; N, 5.63.

***cis/trans*-Dibromo-bis[1-(3,5-di-*tert*-butylbenzyl)-3-(3,4,5-trimethoxybenzyl)benzimidazol-2-ylidene]palladium(II) (2):** Yield: 0.29 g, 87%; mp 160–162 °C;  $^1\text{H}$  NMR ( $\text{CDCl}_3$ ,  $\delta$ ) 1.16, 1.21 (s, 36H,  $\text{NCH}_2\text{C}_6\text{H}_3(\text{C}(\text{CH}_3)_3-3,5)$ ), 3.66, 3.80, 3.81, 3.86 (s, 18 H,  $\text{NCH}_2\text{C}_6\text{H}_2(\text{OCH}_3)_3-3,4,5$ ), 5.32, 5.37 (s, 4H,  $\text{NCH}_2\text{C}_6\text{H}_3(\text{C}(\text{CH}_3)_3-3,5)$ ), 5.74, 5.79 (s, 4H,  $\text{NCH}_2\text{C}_6\text{H}_2(\text{OCH}_3)_3-3,4,5$ ), 6.09–7.39 (m, 18H,  $\text{NC}_6\text{H}_4\text{N}$ ,  $\text{NCH}_2\text{C}_6\text{H}_3(\text{C}(\text{CH}_3)_3-3,5$  and  $\text{NCH}_2\text{C}_6\text{H}_2(\text{OCH}_3)_3-3,4,5$ );

$^{13}\text{C}$  NMR ( $\text{CDCl}_3$ ,  $\delta$ ) 31.2, 31.3 ( $\text{NCH}_2\text{C}_6\text{H}_3(\text{C}(\text{CH}_3)_3-3,5)$ ), 31.4, 31.7, 34.7, 34.8 ( $\text{NCH}_2\text{C}_6\text{H}_2(\text{OCH}_3)_3-3,4,5$ ), 41.0, 41.1 ( $\text{NCH}_2\text{C}_6\text{H}_3(\text{C}(\text{CH}_3)_3-3,5)$ ), 53.2, 53.9 ( $\text{NCH}_2\text{C}_6\text{H}_3(\text{C}(\text{CH}_3)_3-3,5)$ ), 56.3, 56.4 ( $\text{NCH}_2\text{C}_6\text{H}_2(\text{OCH}_3)_3-3,4,5$ ), 104.4, 104.8, 111.8, 112.4, 121.1, 121.3, 123.4, 129.9, 130.4, 133.1, 133.5, 133.9, 134.3, 134.4, 134.7, 137.7, 151.2, 151.5, 153.5, 153.7 ( $\text{NC}_6\text{H}_4\text{N}$ ,  $\text{NCH}_2\text{C}_6\text{H}_3(\text{C}(\text{CH}_3)_3-3,5$  and  $\text{NCH}_2\text{C}_6\text{H}_2(\text{OCH}_3)_3-3,4,5$ ), 181.2 and 182.3 (Pd–*C*carbene); IR ( $\text{cm}^{-1}$ )  $\nu_{(\text{CN})}$ : 1447; Anal. calcd for  $\text{C}_{64}\text{H}_{80}\text{N}_4\text{O}_6\text{PdBr}_2$ : C, 60.64; H, 6.36; N, 4.42; found: C, 60.57; H, 6.54; N, 4.45.

**Dibromo-bis[1,3-bis(3,5-di-*tert*-butylbenzyl)benzimidazol-2-ylidene]palladium(II) (3):** Yield: 0.27 g, 82%; mp 248–250 °C;  $^1\text{H}$  NMR ( $\text{CDCl}_3$ ,  $\delta$ ) 1.18 (s, 72H,  $\text{NCH}_2\text{C}_6\text{H}_3(\text{C}(\text{CH}_3)_3-3,5)$ ), 5.80 (s, 8H,  $\text{NCH}_2\text{C}_6\text{H}_3(\text{C}(\text{CH}_3)_3-3,5)$ ), 6.14–7.48 (m, 20H,  $\text{NC}_6\text{H}_4\text{N}$  and  $\text{NCH}_2\text{C}_6\text{H}_3(\text{C}(\text{CH}_3)_3-3,5)$ );  $^{13}\text{C}$  NMR ( $\text{CDCl}_3$ ,  $\delta$ ) 31.4 ( $\text{NCH}_2\text{C}_6\text{H}_3(\text{C}(\text{CH}_3)_3-3,5)$ ), 41.02 ( $\text{NCH}_2\text{C}_6\text{H}_3(\text{C}(\text{CH}_3)_3-3,5)$ ), 53.9 ( $\text{NCH}_2\text{C}_6\text{H}_3(\text{C}(\text{CH}_3)_3-3,5)$ ), 111.6, 112.2, 121.3, 121.5, 122.3, 122.8, 133.4, 134.4, 134.6, 151.1, 151.2 ( $\text{NC}_6\text{H}_4\text{N}$  and  $\text{NCH}_2\text{C}_6\text{H}_3(\text{C}(\text{CH}_3)_3-3,5)$ ), 182.5 (Pd–*C*carbene); IR ( $\text{cm}^{-1}$ )  $\nu_{(\text{CN})}$ : 1477; Anal. calcd for  $\text{C}_{74}\text{H}_{100}\text{N}_4\text{PdBr}_2$ : C, 67.75; H, 7.68; N, 4.27; found: C, 67.72; H, 7.64; N, 4.27.

***cis/trans*-Dichloro-bis[1-(3,5-di-*tert*-butylbenzyl)-3-(2,3,4,5,6-pentamethylbenzyl)benzimidazol-2-ylidene]palladium(II) (4):** Yield: 0.27 g, 82%; mp 310–312 °C;  $^1\text{H}$  NMR ( $\text{CDCl}_3$ ,  $\delta$ ) 1.27, 1.29 (s, 36 H,  $\text{NCH}_2\text{C}_6\text{H}_3(\text{C}(\text{CH}_3)_3-3,5)$ ), 2.20, 2.23, 2.24, 2.29, 2.30, 2.34 (s, 30H,  $\text{NCH}_2\text{C}_6(\text{CH}_3)_5-2,3,4,5,6$ ), 5.30 and 5.40 (s, 4H,  $\text{NCH}_2\text{C}_6(\text{CH}_3)_5-2,3,4,5,6$ ), 5.53, 5.54 (s, 4H,  $\text{NCH}_2\text{C}_6\text{H}_3(\text{C}(\text{CH}_3)_3-3,5)$ ), 6.04–7.55 (m, 14H,  $\text{NC}_6\text{H}_4\text{N}$  and  $\text{NCH}_2\text{C}_6\text{H}_3(\text{C}(\text{CH}_3)_3-3,5)$ );  $^{13}\text{C}$  NMR ( $\text{CDCl}_3$ ,  $\delta$ ) 31.3, 31.4 ( $\text{NCH}_2\text{C}_6\text{H}_3(\text{C}(\text{CH}_3)_3-3,5)$ ), 41.0, 41.1 ( $\text{NCH}_2\text{C}_6\text{H}_3(\text{C}(\text{CH}_3)_3-3,5)$ ), 17.1, 17.2, 17.3, 17.6, 17.7, 17.8 ( $\text{NCH}_2\text{C}_6(\text{CH}_3)_5-2,3,4,5,6$ ), 51.2, 51.3 ( $\text{NCH}_2\text{C}_6(\text{CH}_3)_5-2,3,4,5,6$ ), 51.5, 51.6 ( $\text{NCH}_2\text{C}_6\text{H}_3(\text{C}(\text{CH}_3)_3-3,5)$ ), 111.2, 111.4, 111.8, 121.3, 121.5, 122.0, 122.5, 122.7, 122.8, 128.5, 128.6, 132.9, 133.0, 134.3, 134.4, 134.5, 134.6, 134.8, 134.9, 135.1, 151.0, 151.1 ( $\text{NC}_6\text{H}_4\text{N}$  and  $\text{NCH}_2\text{C}_6\text{H}_3(\text{C}(\text{CH}_3)_3-3,5)$ ), 182.4, 182.5 (Pd–*C*carbene); IR ( $\text{cm}^{-1}$ )  $\nu_{(\text{CN})}$ : 1451; Anal. calcd for  $\text{C}_{68}\text{H}_{84}\text{N}_4\text{PdCl}_2$ : C, 71.97; H, 7.46; N, 4.94; found: C, 71.92; H, 7.64; N, 4.97.

***cis/trans*-Dibromo-bis[1-(2,4,6-trimethylbenzyl)-3-(2-(2-ethoxyphenoxyethyl)benzimidazol-2-ylidene]palladium(II) (5):** Yield: 0.33 g; 81%; mp 238–240 °C;  $^1\text{H}$  NMR ( $\text{CDCl}_3$ ,  $\delta$ ) 1.23, 1.39 (t,  $J = 7.0$  Hz, 6H,  $\text{NCH}_2\text{CH}_2\text{OC}_6\text{H}_4(\text{OCH}_2\text{CH}_3)-2$ ), 2.29, 2.34, 2.35, 2.36 (s, 18H,  $\text{NCH}_2\text{C}_6\text{H}_2(\text{CH}_3)-2,4,6$ ), 3.89, 4.01 (q,  $J = 7.0$  Hz, 4H,  $\text{NCH}_2\text{CH}_2\text{OC}_6\text{H}_4(\text{OCH}_2\text{CH}_3)-2$ ), 4.81, 4.83 (t,  $J = 5.9$  Hz, 4H,  $\text{NCH}_2\text{CH}_2\text{OC}_6\text{H}_4(\text{OCH}_2\text{CH}_3)-2$ ), 5.39, 5.41 (t,  $J = 5.9$  Hz, 4H,  $\text{NCH}_2\text{CH}_2\text{OC}_6\text{H}_4(\text{OCH}_2\text{CH}_3)-2$ ), 6.03, 6.13 (s, 4H,  $\text{NCH}_2\text{C}_6\text{H}_2(\text{CH}_3)-2,4,6$ ), 6.80–7.77 (m, 20H,  $\text{NC}_6\text{H}_4\text{N}$ ,

NCH<sub>2</sub>CH<sub>2</sub>-OC<sub>6</sub>H<sub>4</sub>(OCH<sub>2</sub>CH<sub>3</sub>)-2, NCH<sub>2</sub>C<sub>6</sub>H<sub>2</sub>(CH<sub>3</sub>)-2,4,6); <sup>13</sup>C NMR (CDCl<sub>3</sub>, δ) 15.1, 15.3 (NCH<sub>2</sub>CH<sub>2</sub>OC<sub>6</sub>H<sub>4</sub>-(OCH<sub>2</sub>CH<sub>3</sub>)-2), 21.0, 21.1, 21.2, 21.3 (NCH<sub>2</sub>C<sub>6</sub>H<sub>2</sub>(CH<sub>3</sub>)-2,4,6), 48.0, 48.1 (NCH<sub>2</sub>CH<sub>2</sub>OC<sub>6</sub>H<sub>4</sub>(OCH<sub>2</sub>CH<sub>3</sub>)-2), 50.1, 50.6 (NCH<sub>2</sub>CH<sub>2</sub>O-C<sub>6</sub>H<sub>4</sub>(OCH<sub>2</sub>CH<sub>3</sub>)-2), 64.0, 64.1 (NCH<sub>2</sub>CH<sub>2</sub>O-C<sub>6</sub>H<sub>4</sub>(OCH<sub>2</sub>CH<sub>3</sub>)-2), 67.8, 67.9 (NCH<sub>2</sub>C<sub>6</sub>H<sub>2</sub>(CH<sub>3</sub>)-2,4,6), 111.3, 111.5, 112.8, 113.3, 120.7, 120.9, 121.4, 122.9, 128.0, 129.4, 129.6, 134.6, 135.7, 138.4, 138.6, 138.9, 148.0, 148.5, 148.6 (NC<sub>6</sub>H<sub>4</sub>NNCH<sub>2</sub>CH<sub>2</sub>-OC<sub>6</sub>H<sub>4</sub>(OCH<sub>2</sub>CH<sub>3</sub>)-2, NCH<sub>2</sub>C<sub>6</sub>H<sub>2</sub>(CH<sub>3</sub>)-2,4,6), 182.2, 182.3 (Pd-*C*<sub>carbene</sub>); IR (cm<sup>-1</sup>) ν<sub>(CN)</sub>: 1448; Anal. calcd for C<sub>54</sub>H<sub>60</sub>N<sub>4</sub>O<sub>4</sub>PdBr<sub>2</sub>: C, 59.21; H, 5.52; N, 5.12; found: C, 59.27; H, 5.54; N, 5.13.

**cis/trans-Dichloro-bis[1-(2-(2-ethoxy)phenoxyethyl)-3-(4-methylbenzyl)benzimidazol-2-ylidene] palladium(II) (6):**

Yield: 0.32 g, 66%; mp 235–237 °C; <sup>1</sup>H NMR (CDCl<sub>3</sub>, δ) 1.43, 1.45 (t, *J* = 6.9 Hz, 6H, NCH<sub>2</sub>CH<sub>2</sub>OC<sub>6</sub>H<sub>4</sub>(OCH<sub>2</sub>CH<sub>3</sub>)-2), 2.29, 2.35 (s, 6H, NCH<sub>2</sub>C<sub>6</sub>H<sub>4</sub>(CH<sub>3</sub>)-4), 3.98, 4.03 (q, *J* = 7.0 Hz, 4H, NCH<sub>2</sub>CH<sub>2</sub>OC<sub>6</sub>H<sub>4</sub>(OCH<sub>2</sub>CH<sub>3</sub>)-2), 4.57, 4.82 (t, *J* = 5.0 Hz, 4H, NCH<sub>2</sub>CH<sub>2</sub>OC<sub>6</sub>H<sub>4</sub>(OCH<sub>2</sub>CH<sub>3</sub>)-2), 5.27, 5.42 (t, *J* = 5.0 Hz, 4H, NCH<sub>2</sub>CH<sub>2</sub>OC<sub>6</sub>H<sub>4</sub>(OCH<sub>2</sub>CH<sub>3</sub>)-2), 5.97, 6.15 (s, 4H, NCH<sub>2</sub>C<sub>6</sub>H<sub>4</sub>(CH<sub>3</sub>)-4), 6.68–8.56 (m, 24H, NC<sub>6</sub>H<sub>4</sub>N, NCH<sub>2</sub>CH<sub>2</sub>O-C<sub>6</sub>H<sub>4</sub>(OCH<sub>2</sub>CH<sub>3</sub>)-2, NCH<sub>2</sub>C<sub>6</sub>H<sub>4</sub>(CH<sub>3</sub>)-4); <sup>13</sup>C NMR (CDCl<sub>3</sub>, δ) 15.0, 15.1 (NCH<sub>2</sub>CH<sub>2</sub>OC<sub>6</sub>H<sub>4</sub>-(OCH<sub>2</sub>CH<sub>3</sub>)-2), 21.1, 21.2 (NCH<sub>2</sub>C<sub>6</sub>H<sub>4</sub>(CH<sub>3</sub>)-4), 48.1, 48.3 (NCH<sub>2</sub>CH<sub>2</sub>OC<sub>6</sub>H<sub>4</sub>(OCH<sub>2</sub>CH<sub>3</sub>)-2), 52.1, 52.2 (NCH<sub>2</sub>CH<sub>2</sub>O-C<sub>6</sub>H<sub>4</sub>(OCH<sub>2</sub>CH<sub>3</sub>)-2), 64.0, 64.1 (NCH<sub>2</sub>CH<sub>2</sub>OC<sub>6</sub>H<sub>4</sub>-(OCH<sub>2</sub>CH<sub>3</sub>)-2), 68.3, 68.6 (NCH<sub>2</sub>C<sub>6</sub>H<sub>4</sub>(CH<sub>3</sub>)-4), 110.8, 111.1, 112.2, 112.8, 113.1, 120.7, 120.9, 121.2, 123.0, 123.1, 127.6, 127.7, 127.8, 129.3, 129.5, 132.6, 134.1, 135.6, 137.4, 137.6, 148.0, 148.4, 148.6 (NC<sub>6</sub>H<sub>4</sub>NNCH<sub>2</sub>CH<sub>2</sub>O-C<sub>6</sub>H<sub>4</sub>(OCH<sub>2</sub>CH<sub>3</sub>)-2, NCH<sub>2</sub>C<sub>6</sub>H<sub>4</sub>(CH<sub>3</sub>)-4), 182.0, 182.1 (Pd-*C*<sub>carbene</sub>); IR (cm<sup>-1</sup>) ν<sub>(CN)</sub>: 1407; Anal. calcd for C<sub>50</sub>H<sub>52</sub>N<sub>4</sub>O<sub>4</sub>PdCl<sub>2</sub>: C, 63.19; H, 5.52; N, 5.90; found: C, 63.18; H, 5.50; N, 5.93.

**cis/trans-Dichloro-bis[1-(2-(2-ethoxy)phenoxyethyl)-3-(3-methoxybenzyl)benzimidazo-2-ylidene]palladium(II) (7):**

Yield: 0.22 g, 53%; mp 205–207 °C; <sup>1</sup>H NMR (CDCl<sub>3</sub>, δ) 1.43, 1.45 (t, *J* = 7.0 Hz, 6H, NCH<sub>2</sub>CH<sub>2</sub>OC<sub>6</sub>H<sub>4</sub>(OCH<sub>2</sub>CH<sub>3</sub>)-2), 3.66, 3.75 (s, 6H, NCH<sub>2</sub>C<sub>6</sub>H<sub>4</sub>(OCH<sub>3</sub>)-3), 3.97, 4.03 (q, *J* = 7.0 Hz, 4H, NCH<sub>2</sub>CH<sub>2</sub>OC<sub>6</sub>H<sub>4</sub>(OCH<sub>2</sub>CH<sub>3</sub>)-2), 4.60, 4.83 (t, *J* = 5.6 Hz, 4H, NCH<sub>2</sub>CH<sub>2</sub>OC<sub>6</sub>H<sub>4</sub>(OCH<sub>2</sub>CH<sub>3</sub>)-2), 5.29, 5.43 (t, *J* = 5.7 Hz, 4H, NCH<sub>2</sub>CH<sub>2</sub>OC<sub>6</sub>H<sub>4</sub>(OCH<sub>2</sub>CH<sub>3</sub>)-2), 6.01, 6.18 (s, 4H, NCH<sub>2</sub>C<sub>6</sub>H<sub>4</sub>(OCH<sub>3</sub>)-3), 6.67–7.86 (m, 24H, NC<sub>6</sub>H<sub>4</sub>N, NCH<sub>2</sub>CH<sub>2</sub>O-C<sub>6</sub>H<sub>4</sub>(OCH<sub>2</sub>CH<sub>3</sub>)-2, NCH<sub>2</sub>C<sub>6</sub>H<sub>4</sub>(OCH<sub>3</sub>)-3); <sup>13</sup>C NMR (CDCl<sub>3</sub>, δ) 15.0, 15.3 (NCH<sub>2</sub>CH<sub>2</sub>OC<sub>6</sub>H<sub>4</sub>-(OCH<sub>2</sub>CH<sub>3</sub>)-2), 48.0, 48.3 (NCH<sub>2</sub>CH<sub>2</sub>OC<sub>6</sub>H<sub>4</sub>(OCH<sub>2</sub>CH<sub>3</sub>)-2), 52.3, 52.4 (NCH<sub>2</sub>C<sub>6</sub>H<sub>4</sub>(OCH<sub>3</sub>)-3), 55.5, 55.7 (NCH<sub>2</sub>CH<sub>2</sub>O-C<sub>6</sub>H<sub>4</sub>(OCH<sub>2</sub>CH<sub>3</sub>)-2), 63.9, 64.0 (NCH<sub>2</sub>CH<sub>2</sub>OC<sub>6</sub>H<sub>4</sub>-(OCH<sub>2</sub>CH<sub>3</sub>)-2), 68.3, 68.6 (NCH<sub>2</sub>C<sub>6</sub>H<sub>4</sub>(OCH<sub>3</sub>)-3), 112.3, 113.1, 114.7, 120.0, 120.7, 120.9, 123.1, 123.2, 129.8, 134.0,

134.1, 135.6, 137.0, 137.3, 148.0, 148.4, 160.0, 160.3 (NC<sub>6</sub>H<sub>4</sub>N, NCH<sub>2</sub>CH<sub>2</sub>O-C<sub>6</sub>H<sub>4</sub>(OCH<sub>2</sub>CH<sub>3</sub>)-2, NCH<sub>2</sub>C<sub>6</sub>H<sub>4</sub>(OCH<sub>3</sub>)-3), 182.0, 182.2 (Pd-*C*<sub>carbene</sub>); IR (cm<sup>-1</sup>) ν<sub>(CN)</sub>: 1444; Anal. calcd for C<sub>50</sub>H<sub>52</sub>N<sub>4</sub>O<sub>6</sub>PdCl<sub>2</sub>: C, 61.14; H, 5.34; N, 5.70; found: C, 61.21; H, 5.37; N, 5.73.

**Dibromo-bis[1-(3-methylbenzyl)-3-(benzhydryl)benzimidazol-2-ylidene]palladium(II) (8):**

Yield: 0.35 g, 60%; mp 230–232 °C; <sup>1</sup>H NMR (CDCl<sub>3</sub>, δ) 2.12 (3-CH<sub>3</sub>C<sub>6</sub>H<sub>5</sub>), 5.72 (s, 2H, (3-CH<sub>3</sub>)(C<sub>6</sub>H<sub>5</sub>)-CH<sub>2</sub>), 6.74–7.79 (m, 19H, CH(C<sub>6</sub>H<sub>5</sub>)<sub>2</sub>, C<sub>6</sub>H<sub>4</sub> and 3-CH<sub>3</sub>C<sub>6</sub>H<sub>5</sub>); <sup>13</sup>C NMR (CDCl<sub>3</sub>, δ) 21.3 (3-(CH<sub>3</sub>)(C<sub>6</sub>H<sub>5</sub>)), 52.0 (3-(CH<sub>3</sub>)(C<sub>6</sub>H<sub>5</sub>)-CH<sub>2</sub>), 67.5 (CH(C<sub>6</sub>H<sub>5</sub>)), 112.4, 123.6, 125.5, 128.6, 128.7, 128.9, 129.1, 133.4, 133.8, 134.9, 135.9, 136.1, 137.6, 138.0, 138.2, 138.4 (3-(CH<sub>3</sub>)(C<sub>6</sub>H<sub>5</sub>), CH(C<sub>6</sub>H<sub>5</sub>) and C<sub>6</sub>H<sub>4</sub>), 183.5 (Pd-*C*<sub>carbene</sub>); IR (cm<sup>-1</sup>) ν<sub>(CN)</sub>: 1412; Anal. calcd for C<sub>56</sub>H<sub>46</sub>N<sub>4</sub>Br<sub>2</sub>Pd: C, 64.60; H, 4.45; N, 5.38; found: C, 64.58; H, 4.49; N, 5.46.

**Dibromo-bis[1-(benzyl)-3-(2-(2-ethyl)-1,3-dioxalane)benzimidazol-2-ylidene]palladium(II) (9):**

Yield: 0.31 g, 62%; mp 282–284 °C; <sup>1</sup>H NMR (CDCl<sub>3</sub>, δ) 2.27 (m, 2H, NCH<sub>2</sub>CH<sub>2</sub>CH), 3.83 and 3.99 (t, 4H, *J* = 6.6 Hz, NCH<sub>2</sub>CH<sub>2</sub>CHO<sub>2</sub>CH<sub>2</sub>CH<sub>2</sub>), 5.01 (m, 3H, NCH<sub>2</sub>CH<sub>2</sub>CH and NCH<sub>2</sub>CH<sub>2</sub>CH), 6.01 (s, 2H, (C<sub>6</sub>H<sub>5</sub>)-CH<sub>2</sub>), 7.0–7.92 (m, 9H, (C<sub>6</sub>H<sub>5</sub>)CH<sub>2</sub> and C<sub>6</sub>H<sub>4</sub>); <sup>13</sup>C NMR (CDCl<sub>3</sub>, δ) 33.7 (NCH<sub>2</sub>CH<sub>2</sub>CH), 40.8 (NCH<sub>2</sub>CH<sub>2</sub>CH), 64.9 (NCH<sub>2</sub>CH<sub>2</sub>CHO<sub>2</sub>CH<sub>2</sub>CH<sub>2</sub>), 101.6 (NCH<sub>2</sub>CH<sub>2</sub>CHO<sub>2</sub>CH<sub>2</sub>CH<sub>2</sub>), 101.9, 111.3, 112.2, 123.7, 128.3, 128.5, 128.8, 128.9, 133.9, 134.4, 136.6 (C<sub>6</sub>H<sub>5</sub>CH<sub>2</sub> and C<sub>6</sub>H<sub>4</sub>), 181.7 (Pd-*C*<sub>carbene</sub>); IR (cm<sup>-1</sup>) ν<sub>(CN)</sub>: 1408; Anal. calcd for C<sub>38</sub>H<sub>40</sub>O<sub>4</sub>N<sub>4</sub>PdBr<sub>2</sub>: C, 51.69; H, 4.57; N, 6.35; found: C, 51.60; H, 4.61; N, 6.37.

## General Procedure for direct arylations

As described in [47], in a typical experiment, the aryl chloride (1 mmol), heteroaryl derivative (2 or 4 mmol) (see Table 1–5) and KOAc (2 mmol) were introduced in a Schlenk tube, equipped with a magnetic stirring bar. The Pd complex (0.01 mmol, see Table 1–5) and DMAc (3 mL) were added, and the Schlenk tube was purged several times with argon. The Schlenk tube was placed in a preheated oil bath at 150 °C, and the reaction mixture was stirred for 20 h. Then, the reaction mixture was analysed by gas chromatography to determine the conversion of the aryl chloride. The solvent was removed by heating of the reaction vessel under vacuum and the residue was charged directly onto a silica-gel column. The products were eluted by using an appropriate ratio of diethyl ether and pentane.

## Acknowledgements

This work was financially supported by the Technological and Scientific Research Council of Turkey TUBİTAK-



BOSPHORUS (France) [109T605] and İnönü University Research Fund (İ.Ü. B.A.P: 2010/107).

## References

- Marion, N.; Díez-González, S.; Nolan, S. P. *Angew. Chem., Int. Ed.* **2007**, *46*, 2988. doi:10.1002/anie.200603380
- Nair, V.; Bindu, S.; Sreekumar, V. *Angew. Chem., Int. Ed.* **2004**, *43*, 5130. doi:10.1002/anie.200301714
- Enders, D.; Niemeier, O.; Henseler, A. *Chem. Rev.* **2007**, *107*, 5606. doi:10.1021/cr068372z
- Nolan, S. P., Ed. *N-Heterocyclic Carbenes in Synthesis*; Wiley-VCH Verlag GmbH & Co. KGaA: Weinheim, 2006.
- Glorius, F., Ed. *N-Heterocyclic Carbenes in Transition Metal Catalysis*; Topics in Organometallic Chemistry, Vol. 21; Springer-Verlag: Berlin, 2007.
- Herrmann, W. A.; Köcher, C. *Angew. Chem., Int. Ed. Engl.* **1997**, *36*, 2162. doi:10.1002/anie.199721621
- Herrmann, W. A. *Angew. Chem., Int. Ed.* **2002**, *41*, 1290. doi:10.1002/1521-3773(20020415)41:8<1290::AID-ANIE1290>3.0.CO;2-Y
- Bourissou, D.; Guerret, O.; Gabbai, F. P.; Bertrand, G. *Chem. Rev.* **2000**, *100*, 39. doi:10.1021/cr940472u
- Díez-González, S.; Marion, N.; Nolan, S. P. *Chem. Rev.* **2009**, *109*, 3612. doi:10.1021/cr900074m
- Herrmann, W. A.; Elison, M.; Fischer, J.; Köcher, C.; Artus, G. R. J. *Angew. Chem., Int. Ed. Engl.* **1995**, *34*, 2371. doi:10.1002/anie.199523711
- Huang, J.; Stevens, E. D.; Nolan, S. P.; Petersen, J. L. *J. Am. Chem. Soc.* **1999**, *121*, 2674. doi:10.1021/ja9831352
- Crabtree, R. H. *J. Organomet. Chem.* **2005**, *690*, 5451. doi:10.1016/j.jorganchem.2005.07.099
- Díez-González, S.; Nolan, S. P. *Coord. Chem. Rev.* **2007**, *251*, 874. doi:10.1016/j.ccr.2006.10.004
- Scott, N. M.; Clavier, H.; Mahjoor, P.; Stevens, E. D.; Nolan, S. P. *Organometallics* **2008**, *27*, 3181. doi:10.1021/om8001125
- Marion, N.; Nolan, S. P. *Chem. Soc. Rev.* **2008**, *37*, 1776. doi:10.1039/b711132k
- Kuwano, R.; Utsunomiya, M.; Hartwig, J. F. *J. Org. Chem.* **2002**, *67*, 6479. doi:10.1021/jo0258913
- Hooper, M. W.; Hartwig, J. F. *Organometallics* **2003**, *22*, 3394. doi:10.1021/om030257g
- Huang, X.; Anderson, K. W.; Zim, D.; Jiang, L.; Klapars, A.; Buchwald, S. L. *J. Am. Chem. Soc.* **2003**, *125*, 6653. doi:10.1021/ja035483w
- Strieter, E. R.; Blackmond, D. G.; Buchwald, S. L. *J. Am. Chem. Soc.* **2003**, *125*, 13978. doi:10.1021/ja037932y
- Satoh, T.; Miura, M. *Chem. Lett.* **2007**, *36*, 200. doi:10.1246/cl.2007.200
- Bellina, F.; Rossi, R. *Tetrahedron* **2009**, *65*, 10269. doi:10.1016/j.tet.2009.10.015
- Li, B.-J.; Yang, S.-D.; Shi, Z.-J. *Synlett* **2008**, 949. doi:10.1055/s-2008-1042907
- Ackermann, L.; Vicente, R.; Kapdi, A. R. *Angew. Chem., Int. Ed.* **2009**, *48*, 9792. doi:10.1002/anie.200902996
- Fischmeister, C.; Doucet, H. *Green Chem.* **2011**, *13*, 741. doi:10.1039/c0gc00885k
- Ohta, A.; Akita, Y.; Ohkuwa, T.; Chiba, M.; Fukunaga, R.; Miyafuji, A.; Nakata, T.; Tani, N.; Aoyagi, Y. *Heterocycles* **1990**, *31*, 1951. doi:10.3987/COM-90-5467
- Nadres, E. T.; Lazareva, A.; Daugulis, O. *J. Org. Chem.* **2011**, *76*, 471. doi:10.1021/jo1018969
- Roy, D.; Mom, S.; Beauperin, M.; Doucet, H.; Hierso, J.-C. *Angew. Chem., Int. Ed.* **2010**, *49*, 6650. doi:10.1002/anie.201002987
- Aoyagi, Y.; Inoue, A.; Koizumi, I.; Hashimoto, R.; Tokunaga, K.; Gohma, K.; Komatsu, J.; Sekine, K.; Miyafuji, A.; Kunoh, J.; Honma, R.; Akita, Y.; Ohta, A. *Heterocycles* **1992**, *33*, 257. doi:10.3987/COM-91-S29
- Romero, M.; Harrak, Y.; Basset, J.; Ginet, L.; Constans, P.; Pujol, M. D. *Tetrahedron* **2006**, *62*, 9010. doi:10.1016/j.tet.2006.07.011
- Wang, X.; Gribkov, D. V.; Sames, D. *J. Org. Chem.* **2007**, *72*, 1476. doi:10.1021/jo061979v
- Liégault, B.; Lapointe, D.; Caron, L.; Vlassova, A.; Fagnou, K. *J. Org. Chem.* **2009**, *74*, 1826. doi:10.1021/jo8026565
- Roger, J.; Doucet, H. *Adv. Synth. Catal.* **2009**, *351*, 1977. doi:10.1002/adsc.200900196
- Gryko, D. T.; Vakuliuk, O.; Gryko, D.; Koszarna, B. *J. Org. Chem.* **2009**, *74*, 9517. doi:10.1021/jo902124c
- Liegault, B.; Petrov, I.; Gorelsky, S. I.; Fagnou, K. *J. Org. Chem.* **2010**, *75*, 1047. doi:10.1021/jo902515z
- Jafarpour, F.; Rahiminejadan, S.; Hazrati, H. *J. Org. Chem.* **2010**, *75*, 3109. doi:10.1021/jo902739n
- Dong, J. J.; Roger, J.; Verrier, C.; Martin, T.; Le Goff, R.; Hoarau, C.; Doucet, H. *Green Chem.* **2010**, *12*, 2053. doi:10.1039/c0gc00229a
- Shibahara, F.; Yamaguchi, E.; Murai, T. *Chem. Commun.* **2010**, *46*, 2471. doi:10.1039/b920794e
- Laidaoui, N.; Roger, J.; Miloudi, A.; El Abed, D.; Doucet, H. *Eur. J. Org. Chem.* **2011**, 4373. doi:10.1002/ejoc.201100312
- Roy, D.; Mom, S.; Lucas, D.; Cattley, H.; Hierso, J.-C.; Doucet, H. *Chem.–Eur. J.* **2011**, *17*, 6453. doi:10.1002/chem.201100100
- Campeau, L.-C.; Thansandote, P.; Fagnou, K. *Org. Lett.* **2005**, *7*, 1857. doi:10.1021/ol050501v
- Lane, B. S.; Brown, M. A.; Sames, D. *J. Am. Chem. Soc.* **2005**, *127*, 8050. doi:10.1021/ja043273t
- Toure, B. B.; Lane, B. S.; Sames, D. *Org. Lett.* **2006**, *8*, 1979. doi:10.1021/ol053021c
- Dogan, O.; Gürbüz, N.; Özdemir, I.; Cetinkaya, B.; Sahin, O.; Büyükgüngör, O. *Dalton Trans.* **2009**, 7087. doi:10.1039/b906497b
- Demir, S.; Özdemir, I.; Arslan, H.; VanDerveer, D. *J. Organomet. Chem.* **2011**, *696*, 2589. doi:10.1016/j.jorganchem.2011.03.040
- Martin, A. R.; Chartoire, A.; Slawin, A. M. Z.; Nolan, S. P. *Beilstein J. Org. Chem.* **2012**, *8*, 1637. doi:10.3762/bjoc.8.187
- Kumar, P. V.; Lin, W.-S.; Shen, J.-S.; Nandi, D.; Lee, H. M. *Organometallics* **2011**, *30*, 5160. doi:10.1021/om200490k
- Özdemir, I.; Gök, Y.; Özeroglu, O.; Kaloğlu, M.; Doucet, H.; Bruneau, C. *Eur. J. Inorg. Chem.* **2010**, 1798. doi:10.1002/ejic.200901195
- Kühl, O. *Coord. Chem. Rev.* **2009**, *253*, 2481. doi:10.1016/j.ccr.2009.07.019
- Demir, S.; Özdemir, I.; Cetinkaya, B.; Harslan, H.; VanDerveer, D. *Polyhedron* **2011**, *30*, 195. doi:10.1016/j.poly.2010.10.015
- Doğan, Ö.; Demir, S.; Özdemir, I.; Çetinkaya, B. *Appl. Organomet. Chem.* **2011**, *25*, 163. doi:10.1002/aoc.1731

## License and Terms

This is an Open Access article under the terms of the Creative Commons Attribution License (<http://creativecommons.org/licenses/by/2.0>), which permits unrestricted use, distribution, and reproduction in any medium, provided the original work is properly cited.

The license is subject to the *Beilstein Journal of Organic Chemistry* terms and conditions: (<http://www.beilstein-journals.org/bjoc>)

The definitive version of this article is the electronic one which can be found at:  
[doi:10.3762/bjoc.9.35](https://doi.org/10.3762/bjoc.9.35)