



## Supporting Information

for



















### **Enhancing higher-order modal response in multifrequency atomic force microscopy with a coupled cantilever system**

Wendong Sun, Jianqiang Qian, Yingzi Li, Yanan Chen, Zhipeng Dou, Rui Lin, Peng Cheng, Xiaodong Gao, Quan Yuan and Yifan Hu

*Beilstein J. Nanotechnol.* **2024**, *15*, 694–703. [doi:10.3762/bjnano.15.57](https://doi.org/10.3762/bjnano.15.57)

### **Simulations of different cantilevers**

**Table S1:** Simulation of the first two orders of modal shapes of microcantilever coupled systems with different cantilever sizes.

<b>Manufacturer</b>	<b>Cantilever type</b>	<b>First mode shape</b>	<b>Second mode shape</b>
<b>Olympus</b>	AC240FS-B2		
	RC800PS		
<b>Asylum</b>	HQ-75-AU		
	HQ-150-Au		
<b>BudgetSensors</b>	Tap190-G		
	Tap300-G		
<b>Bruker</b>	MPP-21		
	TESPD		
<b>NanoWorld</b>	NW-CDT-NCHR		
	NW-S-MFMR	