



Stereodivergent approach in the protected glycal synthesis of L-vancosamine, L-saccharosamine, L-daunosamine and L-ristosamine involving a ring-closing metathesis step

Pierre-Antoine Nocquet¹, Aurélie Macé¹, Frédéric Legros², Jacques Lebreton³, Gilles Dujardin², Sylvain Collet³, Arnaud Martel², Bertrand Carboni¹ and François Carreaux^{*1}

Full Research Paper

[Open Access](#)

Address:

¹Univ Rennes, CNRS, ISCR (Institut des Sciences Chimiques de Rennes), UMR 6226, 263 avenue du Général Leclerc, Campus de Beaulieu, F-35000 Rennes, France, ²Institut des Molécules et Matériaux du Mans, UMR 6283 CNRS-Université du Maine, avenue Olivier Messiaen, 72085 Cedex Le Mans, France and ³Chimie Et Interdisciplinarité: Synthèse, Analyse, Modélisation (CEISAM), UMR 6230 CNRS-Université de Nantes, 2 chemin de la Houssinière, 44322 Cedex Nantes, France

Email:

François Carreaux^{*} - francois.carreaux@univ-rennes1.fr

* Corresponding author

Keywords:

3-amino glycals; diastereoselective additions to aldehydes; pluramycins; ring-closing metathesis; vinyl ethers

Beilstein J. Org. Chem. **2018**, *14*, 2949–2955.

doi:10.3762/bjoc.14.274

Received: 04 September 2018

Accepted: 15 November 2018

Published: 29 November 2018

This article is part of the thematic issue "Progress in metathesis chemistry III".

Guest Editors: K. Grela and A. Kajetanowicz

© 2018 Nocquet et al.; licensee Beilstein-Institut.

License and terms: see end of document.

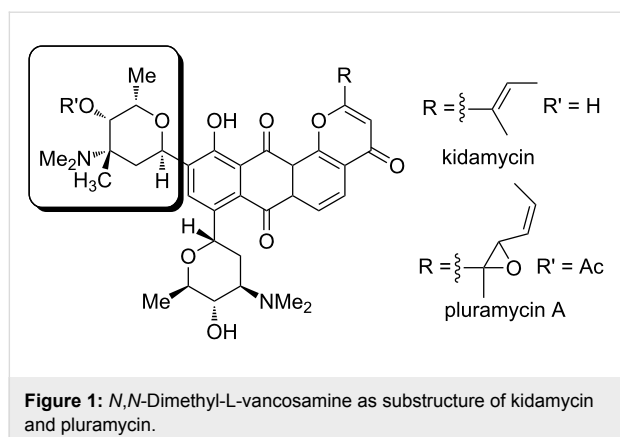
Abstract

In this paper, a new access to several chiral 3-aminoglycals as potential precursors for glycosylated natural products is reported from a common starting material, (–)-methyl-L-lactate. The stereodivergent strategy is based on the implementation of a ring-closing metathesis of vinyl ethers as key step of reaction sequences developed.

Introduction

Several classes of medicinally useful molecules with antibiotic and anticancer activity contain in their structures 3-amino-2-deoxy sugars [1]. For instance, *N,N*-dimethyl-L-vancosamine is an essential component of pluramycin antibiotics such as kidamycin and pluramycin A via a C-glycosidic linkage (Figure 1).

For constructing aryl C-glycoside bonds, glycal derivatives are versatile synthetic intermediates (Figure 2). Indeed, they can be converted into glycosyl donors but can also be considered as potential coupling partners or nucleophilic moieties via the formation of transient metalated species [2]. As example concerning their use in pluramycins' syntheses, an approach to the syn-



thesis of pluraflavin A was developed based on a Stille coupling to install the C-linked sugar residue [3]. Moreover, the addition of lithiated glycols to quinone derivatives followed by a rearrangement was also studied for the synthesis of kidamycin according to a “reverse polarity” strategy [4,5].

Considering that the glycol scaffolds are versatile building blocks with multiple applications in the field of natural product synthesis [6], the development of new asymmetric synthetic sequences with stereochemical diversity is still of high interest. Different approaches have been reported for the asymmetric synthesis of protected 3-aminoglycols from non-carbohydrate precursors. Most of them used a common methodology for the construction of the pyranosyl glycol ring which is based on a cycloisomerization reaction of chiral homopropargylic alcohols [7–10]. In some cases, the strategy used for the preparation of the corresponding alkynyl alcohols requires the handling of toxic tin reagents [8,9].

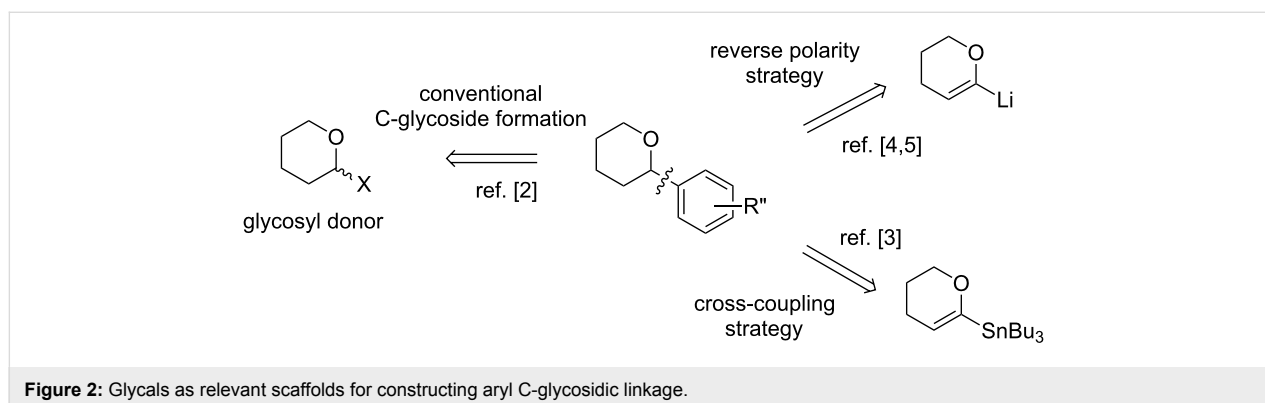
During these last years, ring-closing metathesis (RCM) of vinyl ethers have proved to be an efficient method for the preparation of chiral glycol scaffolds [11–18] as demonstrated in some total syntheses of marine polycyclic ethers [19–21]. However, to the best of our knowledge, this methodology was never

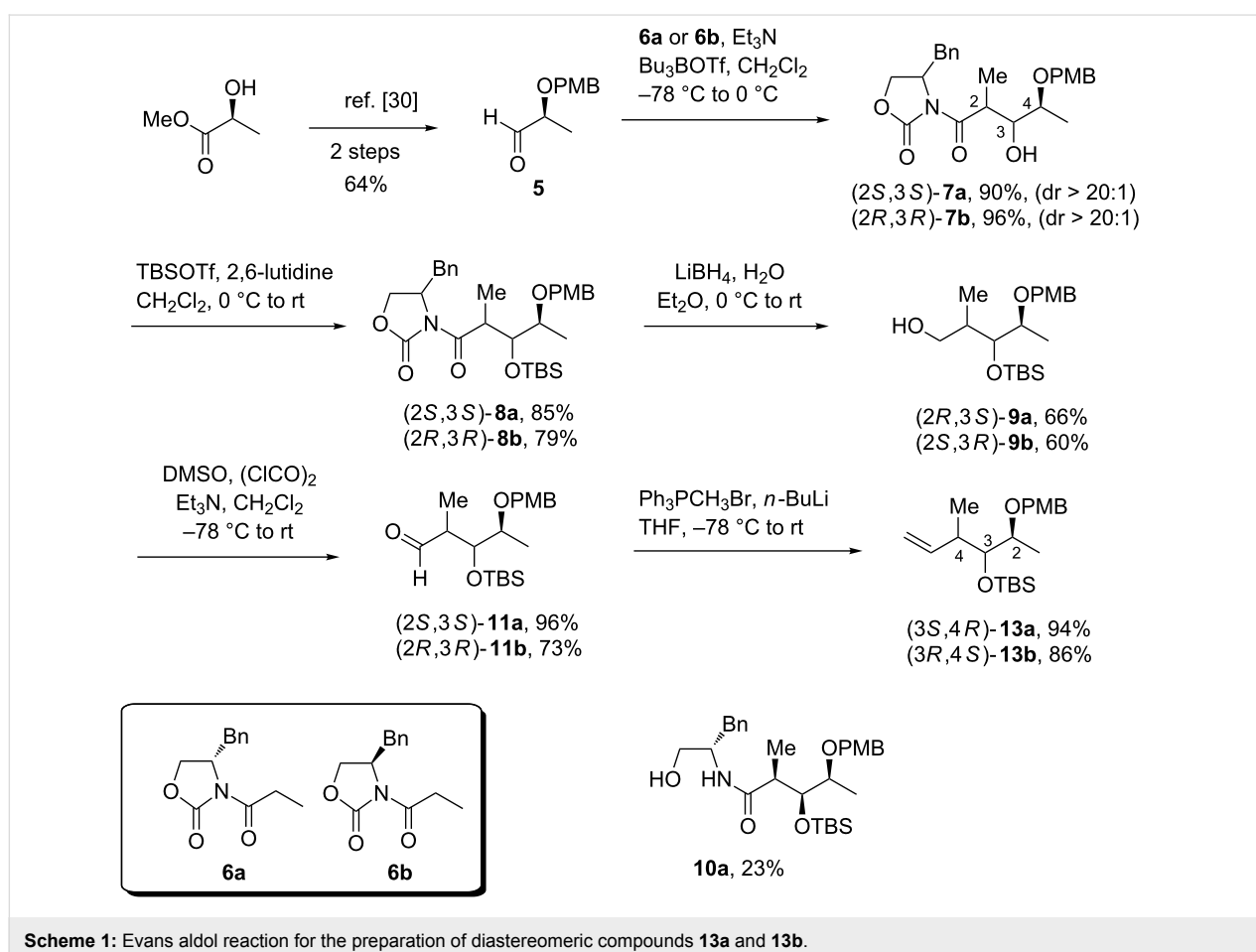
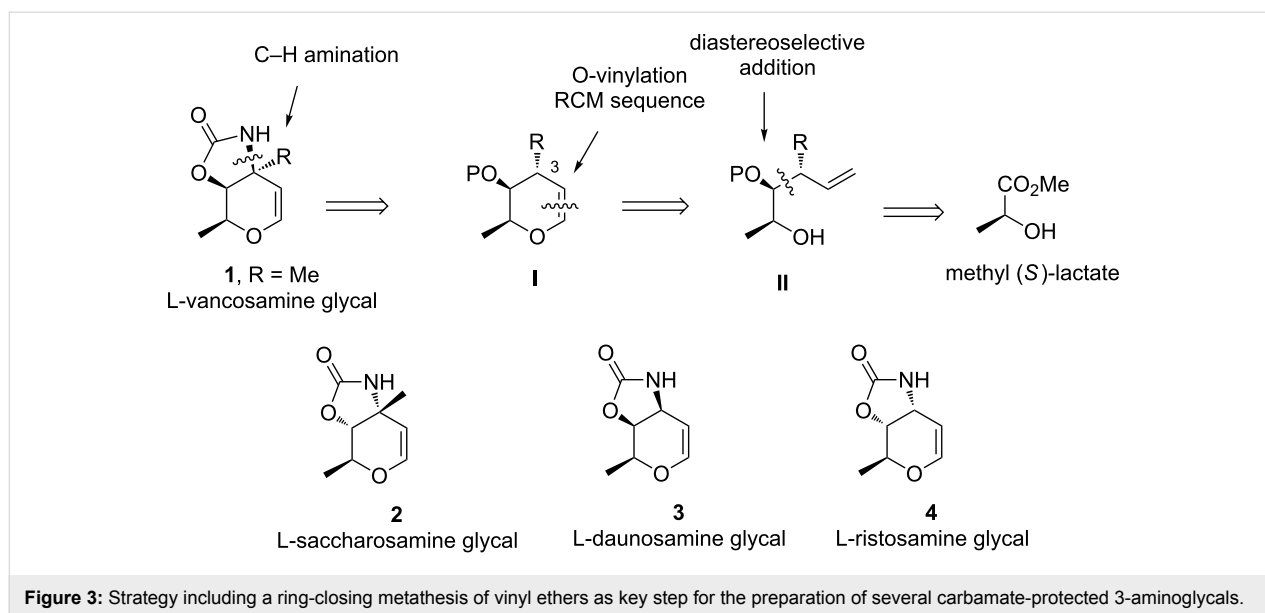
evaluated for the synthesis of this kind of nitrogen-containing substrates. Taking into account our interest about the development of new synthetic approaches to pluramycins [22,23], we speculated that the cyclic vinyl ether derivative **I**, with the prerequisite configuration of all stereogenic centers of the carbamate-protected glycol of L-vancosamine **1**, could be obtained from the alcohol derivative **II** using an O-vinylation–ring-closing metathesis sequence (Figure 3). Afterwards, the introduction of nitrogen in the convenient position (C3) could be performed by a stereospecific nitrene insertion reaction catalyzed by rhodium(II) complexes [24,25].

Herein, we describe our outcomes related to the implementation of this strategy for the synthesis of L-vancosamine derivative **1**, as well as its diastereoisomer, the carbamate-protected 3-aminoglycol of L-saccharosamine **2**, employing the (*S*)-(-)-methyl lactate as common starting material. The efficiency and generality of this methodology was also demonstrated by a new synthesis of C-3 unbranched amino glycols, L-daunosamine **3** and L-ristosamine **4** derivatives, from the same source of chirality.

Results and Discussion

Synthesis of vancosamine and saccharosamine glycols. The chiral (-)-lactic methyl ester was identified as the privileged starting material considering that the Evans aldol reaction via boron enolates [26–28] with an appropriately O-protected aldehyde should afford the desired aldol adduct with a *syn* relative configuration between the two newly created chiral centers [29,30]. Moreover, the boron-mediated stereoselective aldol reaction is all the more interesting for our synthetic plan as stereochemical diversity can be generated depending on the absolute configuration of the chiral auxiliary used. The aldehyde **5** was first prepared according to a described procedure in two steps from methyl L-lactate (Scheme 1) [31]. The reaction with (*R*)- or (*S*)-oxazolidinones **6** led to the formation of 2,3-*syn* aldol products **7** in good yields with a very high level of diastereoselection (>20:1 for both).





After protection of the free hydroxy group, the reduction of the *N*-acyl oxazolidinones **8** into primary alcohols **9** was accomplished by LiBH_4 in presence of water or LiAlH_4 [32]. What-

ever the conditions used for this step, moderate yields were obtained for the desired products due to the formation of substantial amounts of ring-opened byproducts **10** resulting from the

hydride addition to the carbonyl group of the oxazolidinone ring [33,34]. The alcohols **9** were then subjected to a Swern oxidation followed by a Wittig reaction to generate the corresponding alkenes **13a,b** in 90% and 63% yield, respectively, over two steps. Alternatively, we envisioned that, from the same α -substituted chiral aldehyde **5**, compound **13b** could be obtained in a more straightforward manner employing a strategy based on a diastereoselective allylboration reaction (Scheme 2) [35]. Indeed, the reaction of achiral pinacol (*Z*)-crotylboronate with **5** under neat conditions at room temperature gave a good level of diastereoselectivity for the hitherto unreported 3,4-*syn*-2,3-*anti* product **12b** [36–39].

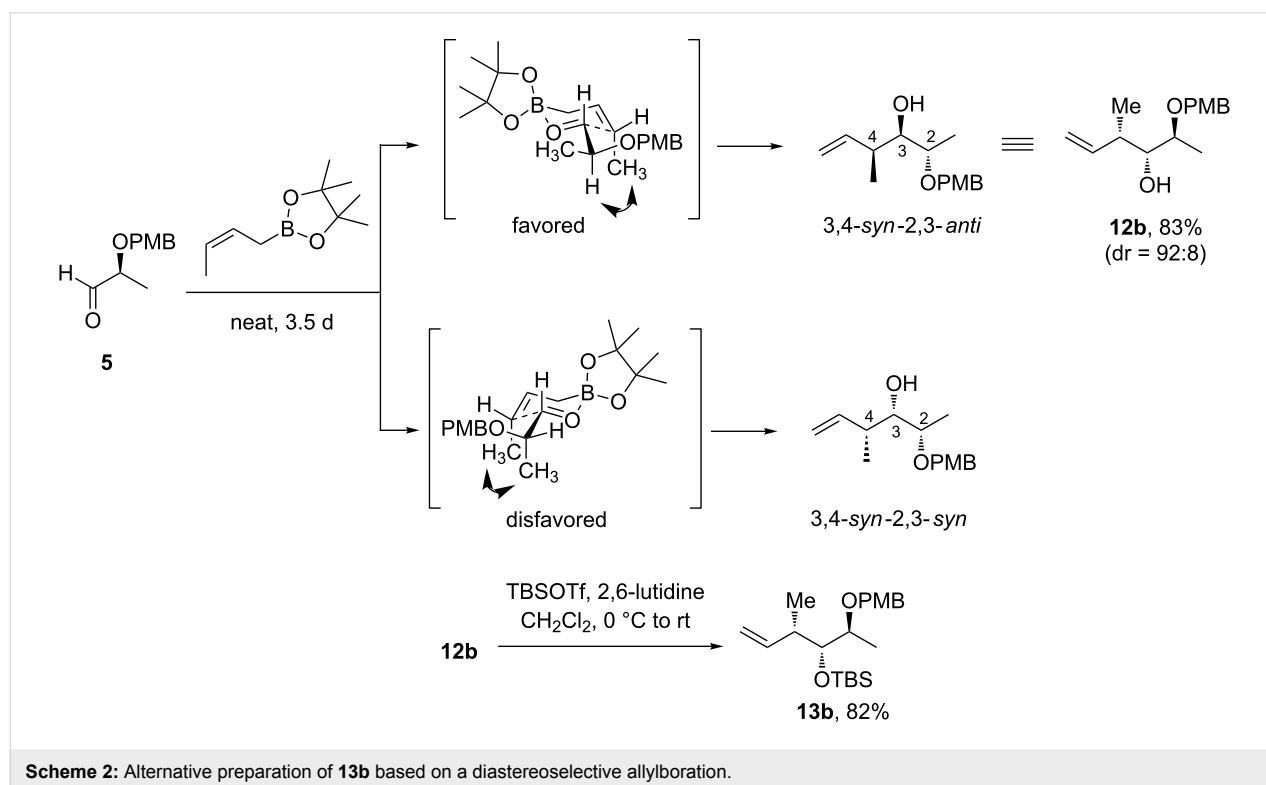
The *syn* relationship between C3 and C4 is controlled by the (*Z*)-geometry of the crotylboronate, while the 2,3-*anti* relationship can be rationalized by invoking Cornforth-like transition states [40–43]. Eventually, silylation of the homoallylic alcohol **12b** afforded the expected compound **13b** in 68% overall yield from **5** after purification, compared to 29% using a strategy based on an Evans' aldol reaction.

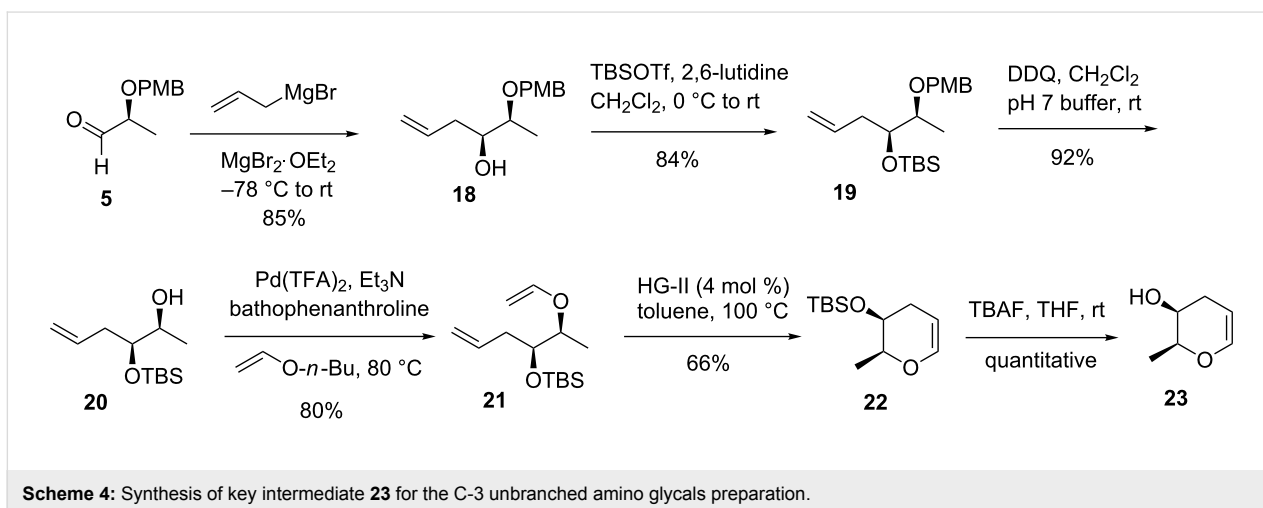
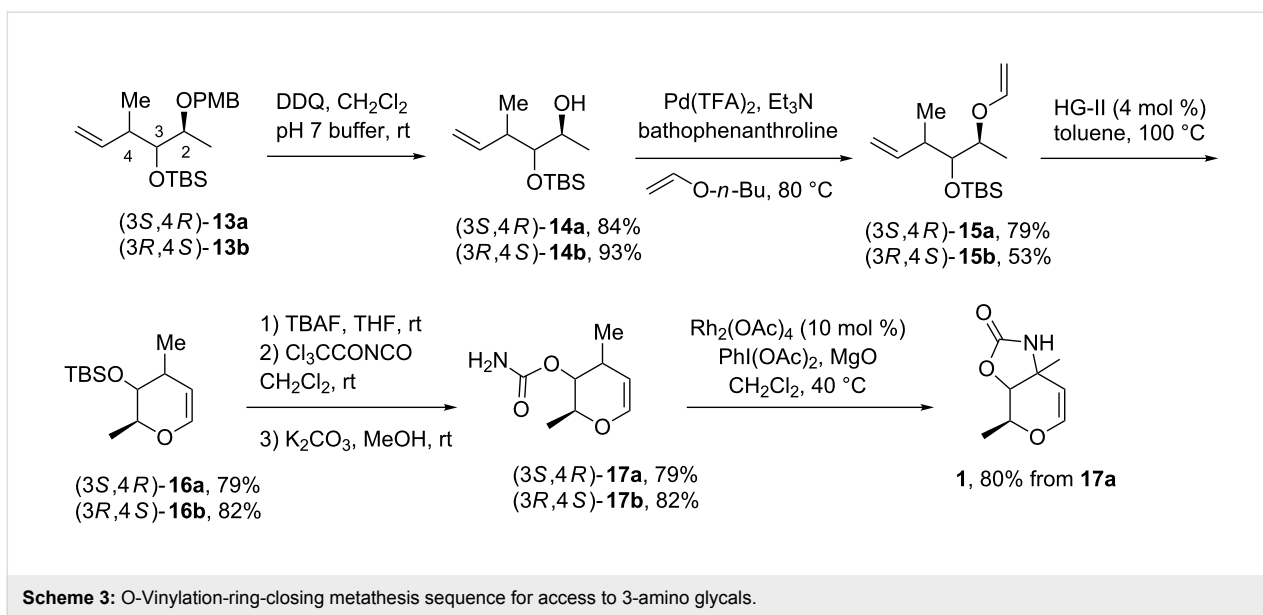
Mildly oxidizing conditions using 2,3-dichloro-5,6-dicyano-1,4-benzoquinone (DDQ) were used for the removal of the *p*-methoxybenzyl (PMB) group to provide alcohols **14** (Scheme 3). Several palladium(II) catalysts have been tested for the conversion of alcohols to vinyl ethers **15** [13,44–46]. We found that the best yields were obtained using Pd(TFA)₂ and

n-butyl vinyl ether as solvent in the presence of bathophenanthroline as ligand. In the case of Pd(OAc)₂, the reaction was slower with moderate yields.

The ring-closing metathesis reaction was performed with Hoveyda–Grubbs second-generation (HG-II) catalyst to deliver the corresponding dihydropyrans **16** in excellent yields given that this kind of reaction can be sensitive to the substitution pattern contained in the substrate [11]. After silyl deprotection, the key C–H amination precursors **17a,b** for the synthesis of the carbamate-protected glycal of L-vancosamine **1** and L-saccharosamine **2** were prepared in two steps by treatment of alcohols with the trichloroacetyl isocyanate reagent (TCA-NCO) followed by basic hydrolysis. The spectroscopic properties of carbamates **17** were identical to those reported in the literature [7,8]. Although the intramolecular C–H amination of compounds **17** under the Du Bois conditions [24] was already described in the literature [8,9], the reaction was nevertheless achieved with carbamate **17a** in order to check the reproducibility of the final step. As expected, L-vancosamine glycal **1** was obtained in similar yield than one reported [8,47].

Synthesis of daunosamine and ristosamine glycals. As previously, the chiral pool material **5** was used for this unbranched glycal synthesis (Scheme 4). The first step was the chelation-controlled addition of allylmagnesium bromide to **5** to provide the *syn* diastereomer **18** in high stereoselectivity (93:7). After





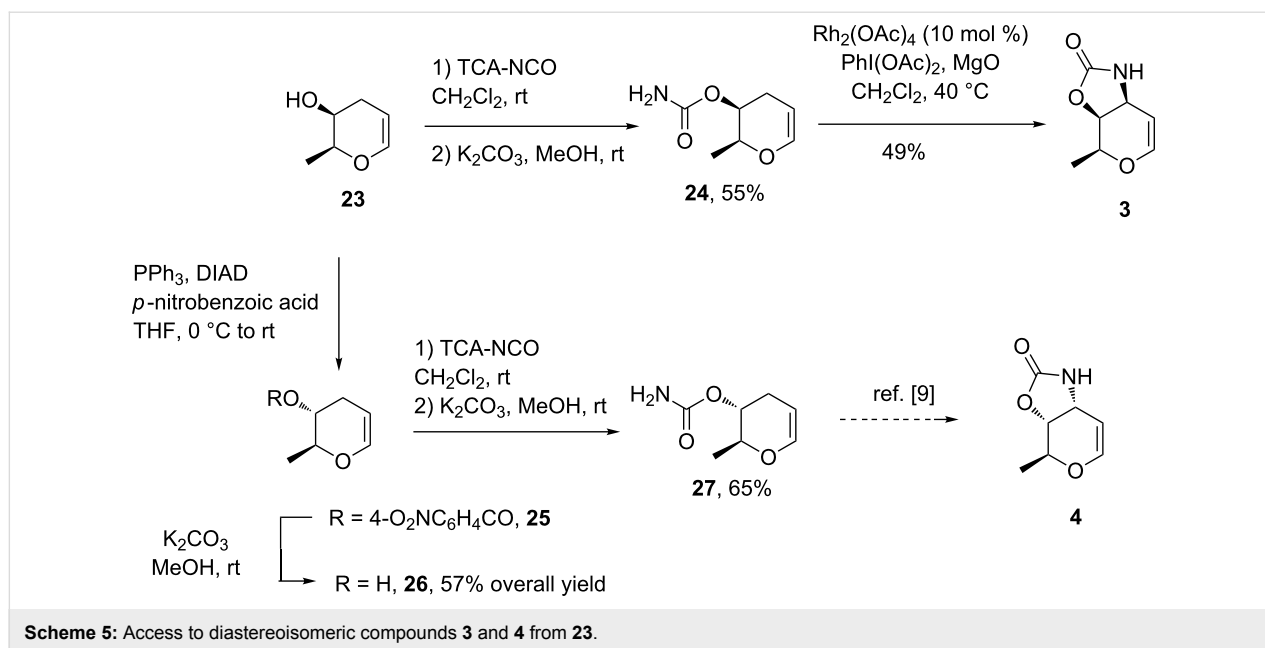
silylation of the free hydroxy group, the cleavage of the PMB ether with DDQ led to alcohol **20** in 77% yield for the two steps. Ring-closing metathesis of diene **21**, obtained by O-vinylation of **20**, gave the dihydropyran **22** in 53% overall yield for two steps. The silyl group of compound **22** was cleaved using tetrabutylammonium fluoride (TBAF) in THF to form alcohol **23** which was used directly in the next step [48].

At this stage, we envisioned that **23** could be also a key intermediate to access the ristosamine derivative by reversing the configuration of the stereogenic center bearing the hydroxy group (Scheme 5). With this in mind, the secondary alcohol **23** was engaged in a Mitsunobu reaction using *p*-nitrobenzoic acid as nucleophile to afford the expected compound **25**. Hydrolysis of the ester was achieved using potassium carbonate in methanol to afford the epimeric product **26**.

Both diastereomers **23** and **26** were converted to the corresponding known carbamates using a two step sequence. Reaction with TCA-NCO followed by a basic hydrolysis provided the desired compounds **24** and **27** in good yields and in full agreement with all reported spectroscopic data [9]. As an example, the expected protected glycol of L-daunosamine **3** [9,47] was obtained by regioselective rhodium nitrene insertion thus demonstrating the usefulness of this strategy for the synthesis of such compounds.

Conclusion

We developed an alternative route to 3-aminoglycols through ring-closing metathesis of vinyl ethers as key step in the synthesis and using a common noncarbohydrate starting material. The approach was first validated for the synthesis of protected L-vancosamine glycol and extended afterwards to prepare a dia-



stereomeric compound as well as other unbranched C-3 aminoglycals. The use of these synthons in the synthesis of glycosylated antibiotics as kidamycin is underway in our laboratory.

Supporting Information

Supporting Information contains detailed experimental procedures with full characterization of all compounds and NMR spectra.

Supporting Information File 1

Experimental part and NMR spectra of all compounds.
[<https://www.beilstein-journals.org/bjoc/content/supplementary/1860-5397-14-274-S1.pdf>]

Acknowledgements

This work was supported by the University of Rennes 1 and the Centre National de la Recherche Scientifique (CNRS). One of us, P.-A. N. thanks ANR for a postdoctoral fellowship (ANR-14-CE06-0008-01).

ORCID® iDs

Aurélie Macé - <https://orcid.org/0000-0003-4783-1621>

Sylvain Collet - <https://orcid.org/0000-0002-7602-9585>

Bertrand Carboni - <https://orcid.org/0000-0003-0529-715X>

François Carreaux - <https://orcid.org/0000-0002-7406-8353>

References

1. Hauser, F. M.; Ellenberger, S. R. *Chem. Rev.* **1986**, *86*, 35–67. doi:10.1021/cr00071a003

- Kitamura, K.; Ando, Y.; Matsumoto, T.; Suzuki, K. *Chem. Rev.* **2018**, *118*, 1495–1598. doi:10.1021/acs.chemrev.7b00380
- Hartung, J.; Wright, B. J. D.; Danishefsky, S. J. *Chem. – Eur. J.* **2014**, *20*, 8731–8736. doi:10.1002/chem.201402254
- Parker, K. A. *Pure Appl. Chem.* **1994**, *66*, 2135–2138. doi:10.1351/pac199466102135
- Parker, K. A.; Koh, Y.-h. *J. Am. Chem. Soc.* **1994**, *116*, 11149–11150. doi:10.1021/ja00103a037
- Danishefsky, S. J.; Bilodeau, M. T. *Angew. Chem., Int. Ed. Engl.* **1996**, *35*, 1380–1419. doi:10.1002/anie.199613801
- Cutchins, W. W.; McDonald, F. E. *Org. Lett.* **2002**, *4*, 749–752. doi:10.1021/ol017195f
- Parker, K. A.; Chang, W. *Org. Lett.* **2003**, *5*, 3891–3893. doi:10.1021/ol035479p
- Parker, K. A.; Chang, W. *Org. Lett.* **2005**, *7*, 1785–1788. doi:10.1021/ol050356l
- Fei, Z.; McDonald, F. E. *Org. Lett.* **2007**, *9*, 3547–3550. doi:10.1021/ol7014219
- Sturino, C. F.; Wong, J. C. Y. *Tetrahedron Lett.* **1998**, *39*, 9623–9626. doi:10.1016/s0040-4039(98)02205-9
- Gurjar, M. K.; Krishna, L. M.; Reddy, B. S.; Chorghade, M. S. *Synthesis* **2000**, 557–560. doi:10.1055/s-2000-6376
- Peczuh, M. W.; Snyder, N. L. *Tetrahedron Lett.* **2003**, *44*, 4057–4061. doi:10.1016/s0040-4039(03)00849-9
- Postema, M. H. D.; Piper, J. L.; Liu, L.; Shen, J.; Faust, M.; Andreana, P. *J. Org. Chem.* **2003**, *68*, 4748–4754. doi:10.1021/jo030039x
- Adam, J.-M.; de Fays, L.; Laguerre, M.; Ghosez, L. *Tetrahedron* **2004**, *60*, 7325–7344. doi:10.1016/j.tet.2004.05.058
- Sharma, H.; Santra, S.; Debnath, J.; Antonio, T.; Reith, M.; Dutta, A. *Bioorg. Med. Chem.* **2014**, *22*, 311–324. doi:10.1016/j.bmc.2013.11.017
- Sutton, A. E.; Seigal, B. A.; Finnegan, D. F.; Snapper, M. L. *J. Am. Chem. Soc.* **2002**, *124*, 13390–13391. doi:10.1021/ja028044q
- Schmidt, B.; Biernat, A. *Chem. – Eur. J.* **2008**, *14*, 6135–6141. doi:10.1002/chem.200800567

19. Majumder, U.; Cox, J. M.; Johnson, H. W. B.; Rainier, J. D. *Chem. – Eur. J.* **2006**, *12*, 1736–1746. doi:10.1002/chem.200500993
20. Osei Akoto, C.; Rainier, J. D. *Angew. Chem., Int. Ed.* **2008**, *47*, 8055–8058. doi:10.1002/anie.200803791
21. Clark, J. S.; Romiti, F.; Sieng, B.; Paterson, L. C.; Stewart, A.; Chaudhury, S.; Thomas, L. H. *Org. Lett.* **2015**, *17*, 4694–4697. doi:10.1021/acs.orglett.5b02093
22. Mabit, T.; Siard, A.; Pantin, M.; Zon, D.; Foulgoc, L.; Sissouma, D.; Guingant, A.; Mathé-Allainmat, M.; Lebreton, J.; Carreaux, F.; Dujardin, G.; Collet, S. *J. Org. Chem.* **2017**, *82*, 5710–5719. doi:10.1021/acs.joc.7b00544
23. Mabit, T.; Siard, A.; Legros, F.; Guillaume, S.; Martel, A.; Lebreton, J.; Carreaux, F.; Dujardin, G.; Collet, S. *Chem. – Eur. J.* **2018**, *24*, 14069–14074. doi:10.1002/chem.201803674
24. Espino, C. G.; Du Bois, J. *Angew. Chem., Int. Ed.* **2001**, *40*, 598–600. doi:10.1002/1521-3773(20010202)40:3<598::aid-anie598>3.0.co;2-9
25. Du Bois, J. *Org. Process Res. Dev.* **2011**, *15*, 758–762. doi:10.1021/op200046v
26. Evans, D. A.; Vogel, E.; Nelson, J. V. *J. Am. Chem. Soc.* **1979**, *101*, 6120–6123. doi:10.1021/ja00514a045
27. Evans, D. A.; Nelson, J. V.; Vogel, E.; Taber, T. R. *J. Am. Chem. Soc.* **1981**, *103*, 3099–3111. doi:10.1021/ja00401a031
28. Mukaiyama, T.; Inoue, T. *Chem. Lett.* **1976**, 559–562. doi:10.1246/cl.1976.559
29. Cowden, C. J.; Paterson, I. *Org. React.* **1997**, 1–200. doi:10.1002/0471264180.or051.01
30. Zhang, Z.; Collum, D. B. *J. Org. Chem.* **2017**, *82*, 7595–7601. doi:10.1021/acs.joc.7b01365
See for a mechanistic study of the Evans aldol reaction.
31. Roush, W. R.; Bennett, C. E.; Roberts, S. E. *J. Org. Chem.* **2001**, *66*, 6389–6393. doi:10.1021/jo015756a
32. Heravi, M. M.; Zadsirjan, V.; Farajpour, B. *RSC Adv.* **2016**, *6*, 30498–30551. doi:10.1039/c6ra00653a
33. Penning, T. D.; Djuric, S. W.; Haack, R. A.; Kalish, V. J.; Miyashiro, J. M.; Rowell, B. W.; Yu, S. S. *Synth. Commun.* **1990**, *20*, 307–312. doi:10.1080/00397919008052299
34. Compound **10b** was not isolated.
35. Lachance, H.; Hall, D. G. Allylboration of carbonyl compounds. In *Organic reactions*; Denmark, S. E., Ed.; John Wiley & sons: Hoboken, New Jersey, 2008; Vol. 73. doi:10.1002/0471264180.or073.01
36. Hoffmann, R. W.; Weidmann, U. *Chem. Ber.* **1985**, *118*, 3966–3979. doi:10.1002/cber.19851181010
37. Brinkmann, H.; Hoffmann, R. W. *Chem. Ber.* **1990**, *123*, 2395–2401. doi:10.1002/cber.19901231223
38. Wuts, P. G. M.; Bigelow, S. S. *J. Org. Chem.* **1988**, *53*, 5023–5034. doi:10.1021/jo00256a023
39. Roush, W. R.; Adam, M. A.; Walts, A. E.; Harris, D. J. *J. Am. Chem. Soc.* **1986**, *108*, 3422–3434. doi:10.1021/ja00272a043
40. Cornforth, J. W.; Cornforth, R. H.; Mathew, K. K. *J. Chem. Soc.* **1959**, 112–127. doi:10.1039/jr9590000112
41. Roush, W. R. In *Houben-Weyl, Stereoselective Synthesis*; Helmchen, G.; Hoffmann, R. W.; Mulzer, J.; Schaumann, E., Eds.; Georg Thieme Verlag: Stuttgart, Germany, 1995; Vol. E21b, pp 1410–1486.
42. Cee, V. J.; Cramer, C. J.; Evans, D. A. *J. Am. Chem. Soc.* **2006**, *128*, 2920–2930. doi:10.1021/ja0555670
43. Díaz-Oltra, S.; Carda, M.; Murga, J.; Falomir, E.; Marco, J. A. *Chem. – Eur. J.* **2008**, *14*, 9240–9254. doi:10.1002/chem.200800956
44. Weintraub, P. M.; King, C.-H. R. *J. Org. Chem.* **1997**, *62*, 1560–1562. doi:10.1021/jo961182b
45. Handerson, S.; Schlaf, M. *Org. Lett.* **2002**, *4*, 407–409. doi:10.1021/ol017104e
46. Dechert-Schmitt, A.-M.; Cabral, S.; Kung, D. W. *Synlett* **2016**, *27*, 2611–2615. doi:10.1055/s-0036-1588615
47. A very clean carbamate product is required to obtain a good conversion into oxazolidinone.
48. A partial loss of product can occur during evaporation under reduced pressure due to its low boiling point.

License and Terms

This is an Open Access article under the terms of the Creative Commons Attribution License (<http://creativecommons.org/licenses/by/4.0>). Please note that the reuse, redistribution and reproduction in particular requires that the authors and source are credited.

The license is subject to the *Beilstein Journal of Organic Chemistry* terms and conditions: (<https://www.beilstein-journals.org/bjoc>)

The definitive version of this article is the electronic one which can be found at: [doi:10.3762/bjoc.14.274](https://doi.org/10.3762/bjoc.14.274)