



Synthesis of the aggregation pheromone of *Tribolium castaneum*

Biyu An¹, Xueyang Wang¹, Ao Jiao², Qinghua Bian¹ and Jiangchun Zhong^{*1}

Letter

Open Access

Address:

¹Department of Applied Chemistry, China Agricultural University, 2 West Yuanmingyuan Road, Beijing 100193, China and ²Shijiazhuang Camford Royal School, Shijiazhuang, Heibei, 050800, China

Email:

Jiangchun Zhong* - zhong@cau.edu.cn

* Corresponding author

Keywords:

aggregation pheromone; chiral 2-methyloxirane; red flour beetle; total synthesis

Beilstein J. Org. Chem. **2025**, *21*, 510–514.

<https://doi.org/10.3762/bjoc.21.38>

Received: 21 November 2024

Accepted: 19 February 2025

Published: 06 March 2025

Associate Editor: J. D. Rudolf



© 2025 An et al.; licensee Beilstein-Institut.
License and terms: see end of document.

Abstract

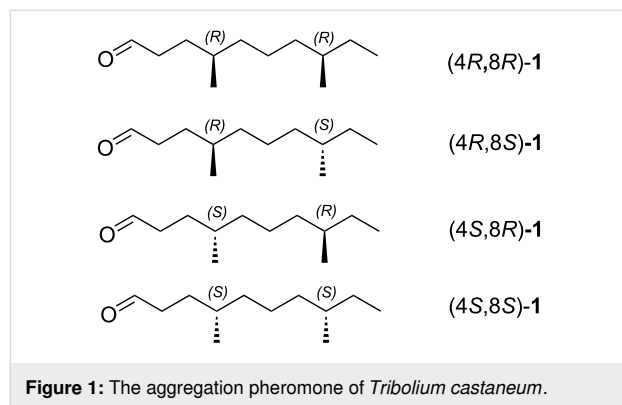
Tribolium castaneum Herbst is a destructive stored product pest. The aggregation pheromone of this pest was prepared via a new and effective strategy. The key steps include the ring-opening reaction of chiral 2-methyloxirane, the stereospecific inversion of chiral secondary tosylate, Li_2CuCl_4 -catalyzed coupling of tosylate with Grignard reagent, and oxidation with $\text{RuCl}_3/\text{NaIO}_4$.

Introduction

The red flour beetle, *Tribolium castaneum* Herbst (Coleoptera: Tenebrionidae), is a cosmopolitan, destructive stored product pest [1], which has been found to damage 246 grain commodities, especially starchy products [2,3]. In addition, the adult *T. castaneum* secretes carcinogenic methyl-1,4-benzoquinone and ethyl-1,4-benzoquinone to inhibit the microorganisms and the predators [4,5]. Therefore, *T. castaneum* infected stored products are harmful to human health and this became a significant challenge to food security [6]. Long-term synthetic pesticide applications to control the red flour beetle has resulted in the development of resistance to organophosphates, pyrethroids, methyl carbamates, and neonicotinoids [7,8]. It became critical for devising a more effective and environmentally friendly strategy to control this pest [9].

Pheromone-based pest management is one of most environment benign, effective, and promising solutions [10,11]. The aggregation pheromone of *T. castaneum* was first reported by Ryan in 1976, secreted by the male, is attractive to both sexes [12]. Later, Suzuki identified the compound as 4,8-dimethyldecanal [13]. Mori synthesized four possible stereoisomers of 4,8-dimethyldecanal, and found that the response of *T. castaneum* to the (4*R*,8*R*)-isomer was identical to the natural pheromone [14,15]. In 2011, Mori and Phillips achieved the complete separation of the derivatives from the four stereoisomers by reversed-phase HPLC at $-54\text{ }^\circ\text{C}$, and revealed that the natural pheromone consists of four stereoisomers of 4,8-dimethyldecanal (Figure 1) [16,17]. Previous syntheses mainly focused on chiral sources of (*R*)-citronellic acid [18], methyl (*S*)-3-

hydroxy-2-methylpropanoate, (*S*)-2-methyl-1-butanol [19], (*R*)-2,3-*O*-isopropylidene-glyceraldehyde [20], (*R*)- and (*S*)-citronellol [21], (*R*)-4-methyl- δ -valerolactone [22], porcine pancreatic lipase (PPL)-catalyzed acetylation of racemic citronellol [23], and Evan's inductive methylation [24].

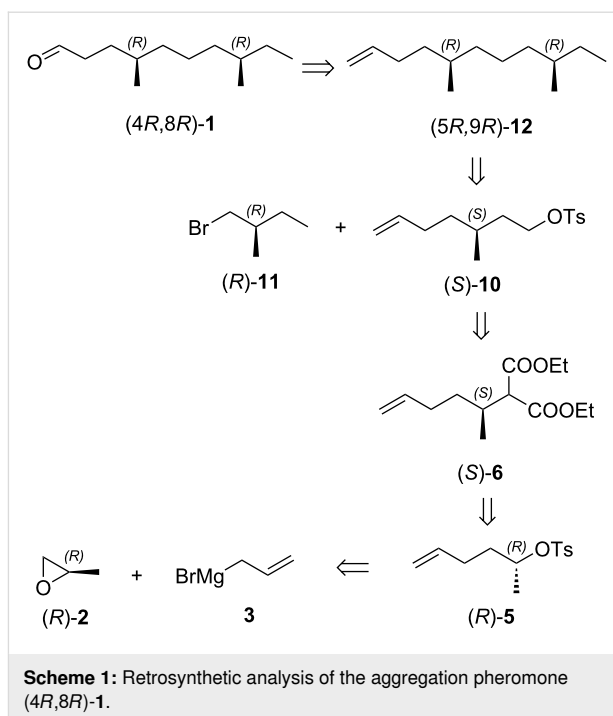


To research further the bioactivity of the pheromone, herein, we report an effective synthesis of the aggregation pheromone of *T. castaneum*, which uses the cheap (*R*)- and (*S*)-2-methyloxirane as chiral sources, connects two chiral building blocks through Li_2CuCl_4 -catalyzed coupling, and finally leads to the target pheromones by olefin oxidation with $\text{RuCl}_3/\text{NaIO}_4$.

Results and Discussion

The retrosynthetic analysis of the aggregation pheromone (*4R,8R*)-**1** is shown in Scheme 1. Obviously, the target pheromone (*4R,8R*)-**1** could be synthesized via an oxidation of chiral terminal olefine (*5R,9R*)-**12**, which could be obtained through Li_2CuCl_4 -catalyzed coupling of chiral tosylate (*S*)-**10** with a Grignard reagent derived from (*R*)-1-bromo-2-methylbutane ((*R*)-**11**). The key chiral building block (*S*)-**10** was envisaged to be prepared through a sequence of hydrolyzation, decarboxylation, borane-amine reduction and tosylation from diethyl (*S*)-2-(hex-5-en-2-yl)malonate ((*S*)-**6**). The stereocenter in geminal ester (*S*)-**6** could be derived from (*R*)-2-methyloxirane ((*R*)-**2**) via a ring-opening reaction and a stereospecific inversion of the chiral secondary tosylate (*R*)-**5**. Following the similar procedure for (*4R,8R*)-**1**, the other constituents of the aggregation pheromone (*4R,8S*)-**1**, (*4S,8R*)-**1** and (*4S,8S*)-**1** could be prepared.

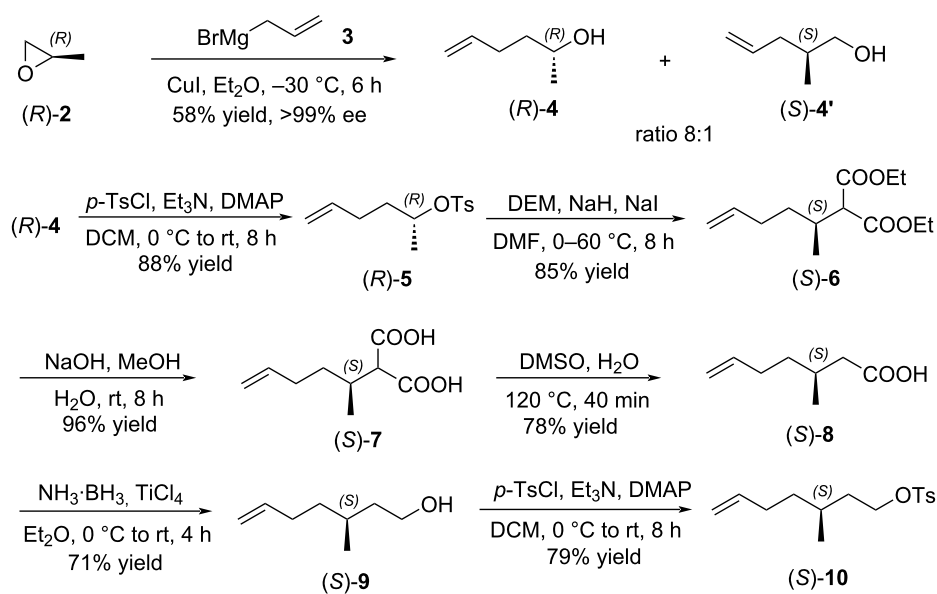
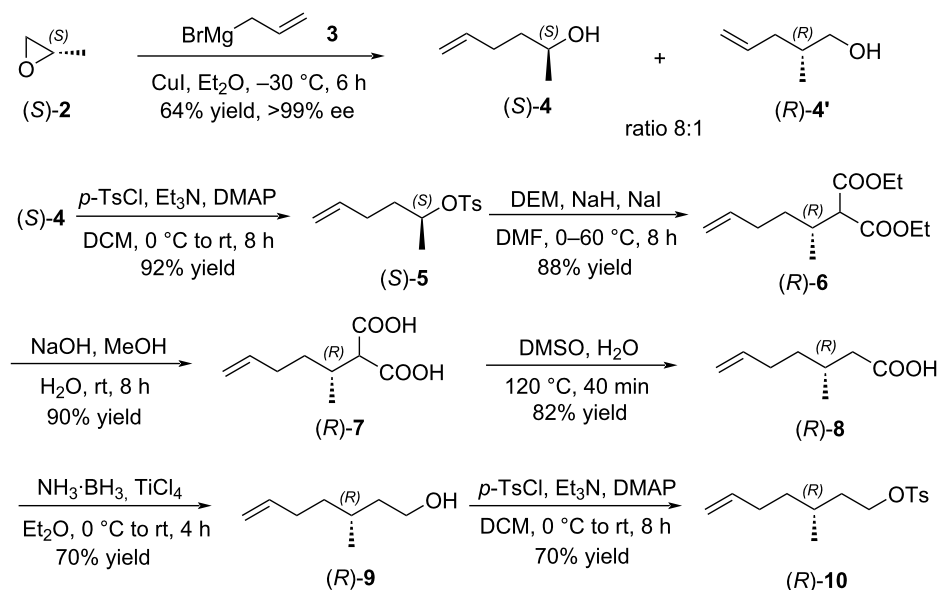
Based on the retrosynthetic analysis of the aggregation pheromone (*4R,8R*)-**1**, our synthesis began with the preparation of chiral tosylate (*S*)-**10** (Scheme 2). The ring-opening reaction of (*R*)-2-methyloxirane ((*R*)-**2**) with allylmagnesium bromide (**3**) catalyzed by CuI produced a mixture of (*R*)-hex-5-en-2-ol ((*R*)-**4**) and (*S*)-2-methylpent-4-en-1-ol ((*S*)-**4'**) (ratio 8:1, determined by ^1H NMR spectroscopy) [25,26]. The primary alcohol



(*S*)-**4'** could be easily removed by a selective TEMPO oxidation. The optical purity of the chiral secondary alcohol (*R*)-**4** was more than 99% ee, determined by ^1H NMR spectrum of its Mosher ester [27,28]. The subsequent tosylation with *p*-tosyl chloride gave (*R*)-hex-5-en-2-yl 4-methylbenzenesulfonate ((*R*)-**5**) in 88% yield [29]. The reaction of (*R*)-**5** with the enolate of diethyl malonate yielded (*S*)-2-(hex-5-en-2-yl)malonate ((*S*)-**6**), and realized a stereospecific inversion of chiral secondary tosylate (*R*)-**5** [30,31]. The geminal ester (*S*)-**6** was next treated with NaOH in methanol to afford (*S*)-2-(hex-5-en-2-yl)malonic acid ((*S*)-**7**) in 96% yield [32]. Then, geminal acid (*S*)-**7** was decarboxylated with DMSO to yield chiral acid (*S*)-**8** [33], followed by TiCl_4 -catalyzed reduction with ammonia-borane to obtain the chiral alkenyl alcohol (*S*)-**9** [34]. The final tosylation with *p*-tosyl chloride provided (*S*)-3-methylhept-6-en-1-yl 4-methylbenzenesulfonate ((*S*)-**10**) [29].

Similarly, chiral tosylate (*R*)-**10** could be prepared from (*S*)-2-methyloxirane ((*S*)-**2**) through the ring-opening reaction, tosylation, stereospecific inversion, hydrolysis, decarboxylation, reduction, and second tosylation (Scheme 3).

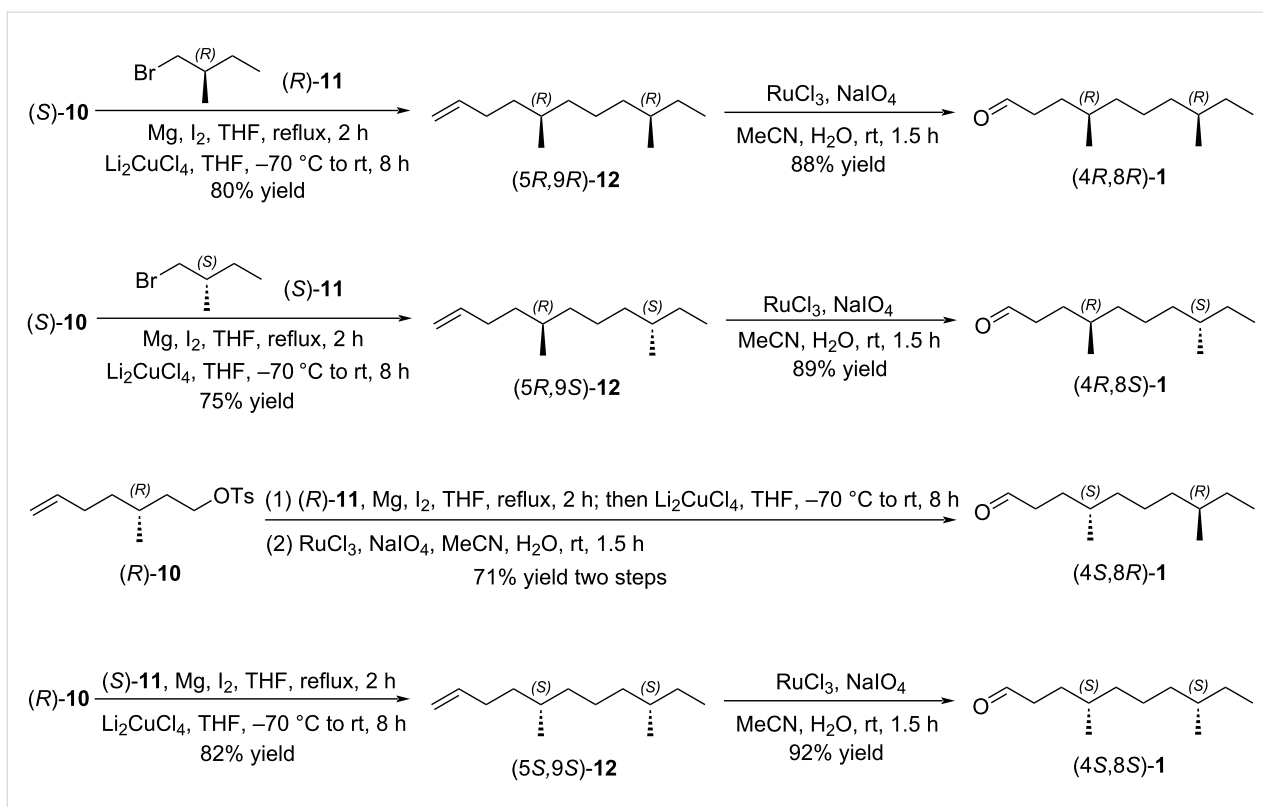
With two the chiral building blocks (*R*)-**10** and (*S*)-**10** in hand, we next prepared the target aggregation pheromone (*4R,8R*)-**1**, (*4R,8S*)-**1**, (*4S,8R*)-**1**, and (*4S,8S*)-**1** (Scheme 4). Li_2CuCl_4 -catalyzed coupling of chiral tosylate (*S*)-**10** with the Grignard reagent derived from (*R*)-1-bromo-2-methylbutane ((*R*)-**11**) and Mg afforded (*5R,9R*)-5,9-dimethylundec-1-ene ((*5R,9R*)-**12**) in 80% yield [35]. (*4R,8R*)-4,8-Dimethyldecanal ((*4R,8R*)-**1**) was

Scheme 2: Synthesis of chiral tosylate (*S*)-10.Scheme 3: Synthesis of chiral tosylate (*R*)-10.

obtained from chiral terminal olefine (*5R,9R*)-12 through the oxidation with RuCl_3 and NaIO_4 [36], and its specific rotation and NMR spectrum matched with the reference [20]. Moreover, using the similar procedure for (*4R,8R*)-1, the other three constituents of the aggregation pheromone (*4R,8S*)-1, (*4S,8R*)-1, and (*4S,8S*)-1 were prepared through Li_2CuCl_4 -catalyzed coupling and oxidation with $\text{RuCl}_3/\text{NaIO}_4$ from chiral building blocks (*R*)-10, (*S*)-10, (*R*)-11 and (*S*)-11, which were characterized by NMR spectroscopy and HRMS.

Conclusion

In summary, we have achieved a novel and effective synthesis of the aggregation pheromone of *T. castaneum*, (*4R,8R*)-, (*4R,8S*)-, (*4S,8R*)- and (*4S,8S*)-4,8-dimethyldecanal. In our strategy, (*S*)- and (*R*)-2-methyloxirane acted as chiral sources, whereas a Li_2CuCl_4 -catalyzed coupling was used to connect two key building blocks, a chiral tosylate and a chiral Grignard reagent. The synthetic pheromone could be valuable for the control of the red flour beetle.



Scheme 4: Synthesis of the aggregation pheromone of *Tribolium castaneum*.

Supporting Information

Supporting Information File 1

General information, synthesis of compounds **1–12**, research on the optical purity of chiral alcohols (*R*)- and (*S*)-**4**, and copies of ^1H , ^{13}C and ^{19}F NMR spectra.

[<https://www.beilstein-journals.org/bjoc/content/supplementary/1860-5397-21-38-S1.pdf>]

Funding

This research was funded by the National Key Technology Research and Development Program of China (No. 2023YFD1800900).

Author Contributions

Biyu An: methodology; writing – original draft. Xueyang Wang: methodology. Ao Jiao: methodology. Qinghua Bian: writing – review & editing. Jiangchun Zhong: conceptualization; supervision; writing – review & editing.

Data Availability Statement

All data that supports the findings of this study is available in the published article and/or the supporting information of this article.

References

- Ponce, M. A.; Ranabhat, S.; Bruce, A.; Van Winkle, T.; Campbell, J. F.; Morrison, W. R., III. *Sci. Rep.* **2024**, *14*, 12259. doi:10.1038/s41598-024-62277-8
- Khandehroo, F.; Moravvej, G.; Farhadian, N.; Ahmadzadeh, H. *Sci. Rep.* **2024**, *14*, 18567. doi:10.1038/s41598-024-69318-2
- Duarte, S.; Limão, J.; Barros, G.; Bandarra, N. M.; Roseiro, L. C.; Gonçalves, H.; Martins, L. L.; Mourato, M. P.; Carvalho, M. O. *J. Stored Prod. Res.* **2021**, *93*, 101826. doi:10.1016/j.jspr.2021.101826
- Davyt-Colo, B.; Girotti, J. R.; González, A.; Pedrini, N. *Pathogens* **2022**, *11*, 487. doi:10.3390/pathogens11050487
- Lis, Ł. B.; Bakula, T.; Baranowski, M.; Czarnewicz, A. *Pol. J. Vet. Sci.* **2011**, *14*, 159–164. doi:10.2478/v10181-011-0025-8
- Osborne, A. M.; Beyramysoltan, S.; Musah, R. A. *J. Agric. Food Chem.* **2023**, *71*, 8613–8621. doi:10.1021/acs.jafc.3c00685
- Rösner, J.; Wellmeyer, B.; Merzendorfer, H. *Curr. Pharm. Des.* **2020**, *26*, 3554–3568. doi:10.2174/1381612826666200513113140
- Nayak, M. K.; Jagadeesan, R.; Singarayan, V. T.; Nath, N. S.; Pavic, H.; Dembowski, B.; Daglish, G. J.; Schlipalius, D. I.; Ebert, P. R. *J. Stored Prod. Res.* **2021**, *92*, 101813. doi:10.1016/j.jspr.2021.101813
- Liang, J.; Zhang, X.; Zhang, Q.; Tang, Y.; Kong, W.; Zhang, J.; An, Y. *J. Stored Prod. Res.* **2024**, *107*, 102317. doi:10.1016/j.jspr.2024.102317
- Rizvi, S. A. H.; George, J.; Reddy, G. V. P.; Zeng, X.; Guerrero, A. *Insects* **2021**, *12*, 484. doi:10.3390/insects12060484
- Souza, J. P. A.; Bandeira, P. T.; Bergmann, J.; Zarbin, P. H. G. *Nat. Prod. Rep.* **2023**, *40*, 866–889. doi:10.1039/d2np00068g
- Ryan, M. F.; O'Ceallachain, D. P. *J. Insect Physiol.* **1976**, *22*, 1501–1503. doi:10.1016/0022-1910(76)90216-x

13. Suzuki, T. *Agric. Biol. Chem.* **1980**, *44*, 2519–2520.
doi:10.1271/bbb1961.44.2519
14. Mori, K.; Kuwahara, S.; Ueda, H. *Tetrahedron* **1983**, *39*, 2439–2444.
doi:10.1016/s0040-4020(01)91971-4
15. Suzuki, T.; Mori, K. *Appl. Entomol. Zool.* **1983**, *18*, 134–136.
doi:10.1303/aez.18.134
16. Akasaka, K.; Tamogami, S.; Beeman, R. W.; Mori, K. *Tetrahedron* **2011**, *67*, 201–209. doi:10.1016/j.tet.2010.10.086
17. Lu, Y.; Beeman, R. W.; Campbell, J. F.; Park, Y.; Aikins, M. J.; Mori, K.; Akasaka, K.; Tamogami, S.; Phillips, T. W. *Naturwissenschaften* **2011**, *98*, 755–761. doi:10.1007/s00114-011-0824-x
18. Mori, K.; Kato, M.; Kuwahara, S. *Liebigs Ann. Chem.* **1985**, 861–865.
doi:10.1002/jlac.198519850422
19. Mori, K.; Takikawa, H. *Liebigs Ann. Chem.* **1991**, 497–500.
doi:10.1002/jlac.199119910189
20. Kameda, Y.; Nagano, H. *Tetrahedron* **2006**, *62*, 9751–9757.
doi:10.1016/j.tet.2006.07.054
21. Santangelo, E. M.; Corrêa, A. G.; Zarbin, P. H. G. *Tetrahedron Lett.* **2006**, *47*, 5135–5137. doi:10.1016/j.tetlet.2006.05.066
22. Wang, C.; He, C.; Shi, Y.; Xiang, H.; Tian, W. *Chin. J. Chem.* **2015**, *33*, 627–631. doi:10.1002/cjoc.201500334
23. Sankaranarayanan, S.; Sharma, A.; Chattopadhyay, S. *Tetrahedron: Asymmetry* **2002**, *13*, 1373–1378.
doi:10.1016/s0957-4166(02)00365-8
24. Shi, J.; Liu, L.; Tang, M.; Zhang, T.; Bai, H.; Du, Z. *Chem. Nat. Compd.* **2020**, *56*, 197–201. doi:10.1007/s10600-020-02987-3
25. Thiraporn, A.; lawsipo, P.; Tadpetch, K. *Synlett* **2022**, *33*, 1341–1346.
doi:10.1055/a-1792-8402
26. Nasufović, V.; Küllmer, F.; Bößneck, J.; Dahse, H.-M.; Görls, H.; Bellstedt, P.; Stallforth, P.; Arndt, H.-D. *Chem. – Eur. J.* **2021**, *27*, 11633–11642. doi:10.1002/chem.202100989
27. Ohtani, I.; Kusumi, T.; Kashman, Y.; Kakisawa, H. *J. Am. Chem. Soc.* **1991**, *113*, 4092–4096. doi:10.1021/ja00011a006
28. Dale, J. A.; Dull, D. L.; Mosher, H. S. *J. Org. Chem.* **1969**, *34*, 2543–2549. doi:10.1021/jo01261a013
29. Schaumann, E.; Kirschning, A.; Narjes, F. *J. Org. Chem.* **1991**, *56*, 717–723. doi:10.1021/jo00002a043
30. Taguri, T.; Yamakawa, R.; Fujii, T.; Muraki, Y.; Ando, T. *Tetrahedron: Asymmetry* **2012**, *23*, 852–858.
doi:10.1016/j.tetasy.2012.05.023
31. Muraki, Y.; Taguri, T.; Yamakawa, R.; Ando, T. *J. Chem. Ecol.* **2014**, *40*, 250–258. doi:10.1007/s10886-014-0405-5
32. Doering, W. v. E.; Keliher, E. J. *J. Am. Chem. Soc.* **2007**, *129*, 2488–2495. doi:10.1021/ja066018c
33. Bäckvall, J.-E.; Andersson, P. G.; Vågberg, J. O. *Tetrahedron Lett.* **1989**, *30*, 137–140. doi:10.1016/s0040-4039(01)80345-2
34. Ramachandran, P. V.; Alawaed, A. A.; Hamann, H. J. *Org. Lett.* **2022**, *24*, 8481–8486. doi:10.1021/acs.orglett.2c03326
35. Zarbin, P. H. G.; Reckziegel, A.; Plass, E.; Borges, M.; Francke, W. *J. Chem. Ecol.* **2000**, *26*, 2737–2746. doi:10.1023/a:1026433608967
36. Yang, D.; Zhang, C. *J. Org. Chem.* **2001**, *66*, 4814–4818.
doi:10.1021/jo010122p

License and Terms

This is an open access article licensed under the terms of the Beilstein-Institut Open Access License Agreement (<https://www.beilstein-journals.org/bjoc/terms>), which is identical to the Creative Commons Attribution 4.0 International License (<https://creativecommons.org/licenses/by/4.0>). The reuse of material under this license requires that the author(s), source and license are credited. Third-party material in this article could be subject to other licenses (typically indicated in the credit line), and in this case, users are required to obtain permission from the license holder to reuse the material.

The definitive version of this article is the electronic one which can be found at:
<https://doi.org/10.3762/bjoc.21.38>