

Supporting Information 1
for
Facile synthesis of 1-alkoxy-1*H*-benzo- and 7-azabenzotriazoles
from peptide coupling agents, mechanistic studies, and synthetic
applications

Mahesh K. Lakshman*, Manish K. Singh, Mukesh Kumar, Raghu Ram Chamala, Vijayender R.
Yedulla, Domenick Wagner, Evan Leung, Lijia Yang, Asha Matin, and Sadia Ahmad

Address: Department of Chemistry, The City College and The City University of New York, 160
Convent Avenue, New York, NY 10031, USA

Email: Mahesh K. Lakshman* - lakshman@sci.cuny.cuny.edu

*Corresponding author

Experimental

Table of contents

Information	Page
1-Methoxy-1 <i>H</i> -benzo[<i>d</i>][1,2,3]triazole (1a)	S-3
1-Ethoxy-1 <i>H</i> -benzo[<i>d</i>][1,2,3]triazole (1b)	S-3
1-(Allyloxy)-1 <i>H</i> -benzo[<i>d</i>][1,2,3]triazole (1c)	S-3
1-(Benzyloxy)-1 <i>H</i> -benzo[<i>d</i>][1,2,3]triazole (1d)	S-4
1-Phenethoxy-1 <i>H</i> -benzo[<i>d</i>][1,2,3]triazole (1f)	S-4
1-(Cinnamyloxy)-1 <i>H</i> -benzo[<i>d</i>][1,2,3]triazole (1g)	S-5
1-((3-Methylbut-2-en-1-yl)oxy)-1 <i>H</i> -benzo[<i>d</i>][1,2,3]triazole (1h)	S-5
1-(Furan-3-ylmethoxy)-1 <i>H</i> -benzo[<i>d</i>][1,2,3]triazole (1i)	S-6
1-(Furan-2-ylmethoxy)-1 <i>H</i> -benzo[<i>d</i>][1,2,3]triazole (1j)	S-6
1-((2,3-Dimethoxybenzyl)oxy)-1 <i>H</i> -benzo[<i>d</i>][1,2,3]triazole (1k)	S-7
4-((1 <i>H</i> -Benzo[<i>d</i>][1,2,3]triazol-1-yl)oxy)butan-2-ol (1l)	S-7
1-(<i>sec</i> -Butoxy)-1 <i>H</i> -benzo[<i>d</i>][1,2,3]triazole (1m)	S-8
1-(Prop-2-yn-1-yloxy)-1 <i>H</i> -benzo[<i>d</i>][1,2,3]triazole (1n)	S-8
1-((4-Nitrobenzyl)oxy)-1 <i>H</i> -benzo[<i>d</i>][1,2,3]triazole (1o)	S-9
Phenol tosylate (1p)	S-9

3-Methoxy-3 <i>H</i> -[1,2,3]triazolo[4,5- <i>b</i>]pyridine (2a)	S-10
3-(Allyloxy)-3 <i>H</i> -[1,2,3]triazolo[4,5- <i>b</i>]pyridine (2b)	S-10
3-(Benzyloxy)-3 <i>H</i> -[1,2,3]triazolo[4,5- <i>b</i>]pyridine (2c)	S-11
3-(1-Phenylethoxy)-3 <i>H</i> -[1,2,3]triazolo[4,5- <i>b</i>]pyridine (2d)	S-11
3-Phenethoxy-3 <i>H</i> -[1,2,3]triazolo[4,5- <i>b</i>]pyridine (2e)	S-12
3-(Furan-2-ylmethoxy)-3 <i>H</i> -[1,2,3]triazolo[4,5- <i>b</i>]pyridine (2f)	S-12
3-((2,3-Dimethoxybenzyl)oxy)-3 <i>H</i> -[1,2,3]triazolo[4,5- <i>b</i>]pyridine (2g)	S-13
4-((3 <i>H</i> -[1,2,3]triazolo[4,5- <i>b</i>]pyridin-3-yl)oxy)butan-2-ol (2h)	S-13
(3- <i>sec</i> -Butoxy)-3 <i>H</i> -[1,2,3]triazolo[4,5- <i>b</i>]pyridine (2i)	S-14
3-(1 <i>H</i> -Benzo[<i>d</i>][1,2,3]triazol-1-yl)oxy)propan-1-ol (3a)	S-14
3-((3 <i>H</i> -[1,2,3]Triazolo[4,5- <i>b</i>]pyridin-3-yl)oxy)propan-1-ol (3b)	S-15
3-(But-3-enyloxy)-1 <i>H</i> -benzo[<i>d</i>][1,2,3]triazole (4a)	S-16
3-(But-3-enyloxy)-3 <i>H</i> -[1,2,3]triazolo[4,5- <i>b</i>]pyridine (4b)	S-16
(±)-4-(1 <i>H</i> -Benzo[<i>d</i>][1,2,3]triazol-1-yl)oxy)butane-1,2-diol (5a)	S-17
(±)-4-((3 <i>H</i> -[1,2,3]Triazolo[4,5- <i>b</i>]pyridin-3-yl)oxy)butane-1,2-diol (5b)	S-17
Benzyl nitrile (6)	S-18
Benzyl phenyl ether (7)	S-18
(1-Azidoethyl)benzene (8)	S-19
1-(1-Phenylethyl)-1 <i>H</i> -benzo[<i>d</i>][1,2,3]triazole (9a) and 2-(1-phenylethyl)-2 <i>H</i> -benzo[<i>d</i>][1,2,3]-triazole (9b)	S-19
(Furan-2-yl)acetonitrile (10)	S-20
2-(Azidomethyl)furan (11)	S-20
2-(Phenoxymethyl)furan (12)	S-21
1-(Furan-2-ylmethyl)-1 <i>H</i> -benzo[<i>d</i>][1,2,3]triazole (13a) and 2-(furan-2-ylmethyl)-2 <i>H</i> -benzo[<i>d</i>][1,2,3]triazole (13b)	S-21
2-(2,3-Dimethoxyphenyl)acetonitrile (14)	S-22
1-(Azidomethyl)-2,3-dimethoxybenzene (15)	S-23
1,2-Dimethoxy-3-(phenoxymethyl)benzene (16)	S-23
1-(2,3-Dimethoxybenzyl)-1 <i>H</i> -benzo[<i>d</i>][1,2,3]triazole (17a) and 2-(2,3-dimethoxybenzyl)-2 <i>H</i> -benzo[<i>d</i>][1,2,3]triazole (17b)	S-24
Reaction of 1-phenethoxy-1 <i>H</i> -benzo[<i>d</i>][1,2,3]triazole (1f) with NaN ₃ leading to (2-azidoethyl)benzene	S-25
2-Cinnamylcyclohexan-1-one (18)	S-25
<i>Syn</i> -4-(<i>t</i> -butyl)-2-cinnamylcyclohexan-1-one (20a) and <i>anti</i> -4-(<i>t</i> -butyl)-2-cinnamylcyclohexan-1-one (20b)	S-26
Conditions for the ³¹ P{ ¹ H} NMR experiments.	S-27
Figure 1: Mass spectrum of the product obtained from the reaction of BOP with PhCH ₂ OH.	S-28
Figure 2: Mass spectrum of the product obtained from the reaction of BOP with PhCH ₂ ¹⁸ OH.	S-28
Figure 3. Mass spectrum of the product obtained from the reaction of Bt-OTs with PhCH ₂ ¹⁸ OH.	S-29
References	S-30

1-Methoxy-1H-benzo[*d*][1,2,3]triazole (1a) [1]: Synthesized from Bt-OTs (0.578 g, 2.0 mmol), MeOH (184 μ L, 0.45 mmol), and DBU (0.45 mL, 3.0 mmol) in anhydrous THF (10 mL), over 3 h at room temperature. The volatiles were evaporated and the crude material was chromatographed on a silica gel column by sequential elution with hexanes, 2%, 4%, 8%, and finally 20% EtOAc in hexanes. Compound **1a** was obtained as a white solid (0.198 g, 66% yield). R_f (SiO₂/30% EtOAc in hexanes) = 0.42; ¹H NMR (500 MHz, CDCl₃) δ 8.00 (d, 1H, J = 8.3 Hz), 7.58 (d, 1H, J = 8.3 Hz), 7.51 (t, 1H, J = 7.8 Hz), 7.38 (t, 1H, J = 7.3 Hz), 4.39 (s, 3H, OCH₃); ¹³C NMR (125 MHz, CDCl₃) δ 143.7, 128.2, 126.8, 124.8, 120.4, 108.7, 67.8; HRMS (ESI/TOF) m/z calcd for C₇H₈N₃O [M + H]⁺ 150.0662, found 150.0679.

1-Ethoxy-1H-benzo[*d*][1,2,3]triazole (1b) [2]: Synthesized from Bt-OTs (0.954 g, 3.3 mmol), EtOH (0.28 mL, 3.63 mmol), and DBU (0.74 mL, 4.9 mmol) in anhydrous THF (16.5 mL), over 3 h at room temperature. The volatiles were evaporated and the crude material was chromatographed on a silica gel column using 4% EtOAc in hexanes as eluting solvent. Compound **1b** was obtained as clear liquid (0.457 g, 85% yield). R_f (SiO₂/20% EtOAc in hexanes) = 0.33; ¹H NMR (500 MHz, CDCl₃) δ 8.01 (d, 1H, Ar-H, J = 8.5 Hz), 7.58 (d, 1H, Ar-H, J = 8.4 Hz), 7.51 (t, 1H, Ar-H, J = 7.7 Hz), 7.39 (t, 1H, Ar-H, J = 7.6 Hz), 4.63 (q, 2H, OCH₂, J = 7.1 Hz), 1.49 (t, 3H, CH₃, J = 7.1 Hz); ¹³C NMR (125 MHz, CDCl₃) δ 143.4, 128.0, 127.6, 124.6, 120.0, 108.7, 76.6, 13.7; HRMS (ESI/TOF) m/z calcd for C₈H₁₀N₃O [M + H]⁺ 164.0818, found 164.0797.

1-(Allyloxy)-1H-benzo[*d*][1,2,3]triazole (1c) [3]: Synthesized from Bt-OTs (0.868 g, 3.00 mmol), allyl alcohol (0.22 mL, 3.24 mmol), and DBU (0.67 mL, 4.48 mmol) in anhydrous THF (15 mL), over 3 h at room temperature. The reaction mixture was partitioned between EtOAc and water. The organic layer was separated, dried over anhydrous Na₂SO₄, and evaporated

under reduced pressure. The crude material was chromatographed on a silica gel column using 4% EtOAc in hexanes as eluting solvent. Compound **1c** was obtained as clear, oily liquid (0.376 g, 73% yield). R_f (SiO₂/20% EtOAc in hexanes) = 0.38; ¹H NMR (500 MHz, CDCl₃) δ 7.92 (d, 1H, Ar-H, J = 8.4 Hz), 7.50 (d, 1H, Ar-H, J = 8.3 Hz), 7.43 (t, 1H, Ar-H, J = 7.8 Hz), 7.30 (t, 1H, Ar-H, J = 8.2 Hz), 6.05 (m, 1H, =CH), 5.29–5.25 (m, 2H, =CH₂), 4.96 (d, 2H, OCH₂, J = 6.8 Hz); ¹³C NMR (125 MHz, CDCl₃) δ 143.4, 130.1, 125.0, 127.9, 124.6, 123.5, 120.1, 108.9, 81.2; HRMS (ESI/TOF) m/z calcd for C₉H₁₀N₃O [M + H]⁺ 176.0818, found 176.0811.

1-(Benzyloxy)-1H-benzo[*d*][1,2,3]triazole (1d) [4]: Synthesized from Bt-OTs (0.335 g, 1.16 mmol), benzyl alcohol (0.1 mL, 0.966 mmol), and DBU (0.21 mL, 1.4 mmol) in anhydrous THF (5 mL), over 1.5 h at room temperature. The reaction mixture was partitioned between EtOAc and water. The organic layer was separated, dried over anhydrous Na₂SO₄, and evaporated under reduced pressure. The crude product was chromatographed on a silica gel column using 5% EtOAc in hexanes as eluting solvent. Compound **1d** was obtained as thick, clear liquid (0.198 g, 91% yield). R_f (SiO₂/20% EtOAc in hexanes) = 0.39; ¹H NMR (500 MHz, CDCl₃) δ 7.95 (d, 1H, Ar-H, J = 8.2 Hz), 7.37–7.28 (m, 7H, Ar-H), 7.17 (d, 1H, Ar-H, J = 8.1 Hz), 5.53 (s, 2H, OCH₂); ¹³C NMR (125 MHz, CDCl₃) δ 143.5, 133.3, 130.2, 130.0, 129.0, 128.1, 127.9, 124.6, 120.2, 108.9, 82.8; HRMS (ESI/TOF) m/z calcd for C₁₃H₁₂N₃O [M + H]⁺ 226.0975, found 226.0970.

1-Phenethoxy-1H-benzo[*d*][1,2,3]triazole (1f): Synthesized from Bt-OTs (0.995 g, 3.44 mmol), 2-phenylethanol (0.34 mL, 2.86 mmol), and DBU (0.64 mL, 4.28 mmol) in anhydrous THF (15 mL), over 8 h at room temperature. The reaction mixture was partitioned between EtOAc and water. The organic layer was separated, dried over anhydrous Na₂SO₄, and evaporated under reduced pressure. The crude material was chromatographed on a silica gel

column using 5% EtOAc in hexanes as eluting solvent and re-purified using 3% EtOAc in hexanes. Compound **1f** was obtained as clear liquid (0.611 g, 90% yield). R_f (SiO₂/20% EtOAc in hexanes) = 0.34; ¹H NMR (500 MHz, CDCl₃) δ 8.0 (d, 1H, Ar-H, J = 8.4 Hz), 7.45 (t, 1H, Ar-H, J = 8.0 Hz), 7.38–7.34 (m, 3H, Ar-H), 7.31–7.27 (m, 4H, Ar-H), 4.77 (t, 2H, OCH₂, J = 6.8 Hz), 3.20 (t, 2H, CH₂, J = 6.8 Hz); ¹³C NMR (125 MHz, CDCl₃) δ 143.5, 136.6, 129.0, 128.8, 128.0, 127.3, 127.0, 124.7, 120.2, 108.7, 81.0, 34.6; HRMS (ESI/TOF) m/z calcd for C₁₄H₁₄N₃O [M + H]⁺: 240.1131, found 240.1137.

1-(Cinnamyloxy)-1H-benzo[*d*][1,2,3]triazole (1g) [5]: Synthesized from Bt-OTs (0.580 g, 2.0 mmol), cinnamyl alcohol (0.322 g, 2.4 mmol), and DBU (360 μ L, 2.4 mmol) in anhydrous THF (10 mL), over 3 h at room temperature. The volatiles were evaporated and the crude material was chromatographed on a silica gel column using 13% EtOAc/hexanes as eluting solvent. Compound **1g** was obtained as a pale yellow solid (0.417 g, 83% yield). R_f (SiO₂/20% EtOAc in hexanes) = 0.30; ¹H NMR (500 MHz, CDCl₃) δ 7.99 (d, 1H, Ar-H, J = 8.4 Hz), 7.58 (d, 1H, Ar-H, J = 8.3 Hz), 7.48 (t, 1H, Ar-H, J = 7.6 Hz), 7.36 (t, 1H, Ar-H, J = 7.6 Hz), 7.31–7.27 (m, 5H, Ar-H), 6.63 (d, 1H, =CH, J = 15.8 Hz), 6.44 (dt, 1H, =CH, J = 7.1, 15.8 Hz), 5.19 (d, 2H, OCH₂, J = 7.1 Hz); ¹³C NMR (125 MHz, CDCl₃) δ 143.7, 138.9, 135.6, 128.9, 128.8, 128.2, 127.1, 124.7, 120.7, 120.4, 109.1, 81.3; HRMS (ESI/TOF) m/z calcd for C₁₅H₁₄N₃O [M + H]⁺ 252.1131, found 252.1128.

1-((3-Methylbut-2-en-1-yl)oxy)-1H-benzo[*d*][1,2,3]triazole (1h): A mixture of Bt-OTs (2.56 g, 8.84 mmol) and the 3-methyl-2-buten-1-ol (0.74 mL, 7.28 mmol) in THF (15 mL) were cooled to 0 °C, and DBU (1.32 mL, 8.80 mmol) was added. The mixture was allowed to warm to room temperature and stirred for 2.5 h. The reaction mixture was diluted with CH₂Cl₂ and washed with water (3x). The organic layer was separated, dried over anhydrous Na₂SO₄, and evaporated

under reduced pressure. The crude material was chromatographed on a silica gel column by elution with 5% EtOAc in hexanes. Compound **1h** was obtained as colorless oil (1.33 g, 74% yield). R_f (SiO₂/1% MeOH in CH₂Cl₂) = 0.60; ¹H NMR (500 MHz, CDCl₃) δ 7.96 (d, 1H, Ar-H, J = 8.4 Hz), 7.51 (d, 1H, Ar-H, J = 8.1 Hz), 7.46 (t, 1H, Ar-H, J = 7.5 Hz), 7.33 (t, 1H, Ar-H, J = 7.7 Hz), 5.51 (t, 1H, J = 7.4 Hz), 4.99 (d, 2H, J = 8.1 Hz), 1.65 (s, 3H, CH₃), 1.45 (s, 3H, CH₃); ¹³C NMR (125 MHz, CDCl₃) δ 145.2, 143.5, 128.3, 127.8, 124.6, 120.1, 116.4, 109.2, 76.9, 17.92, 17.91; HRMS (ESI/TOF) m/z calcd for C₁₁H₁₄N₃O 204.1131, found 204.1120.

1-(Furan-3-ylmethoxy)-1H-benzo[*d*][1,2,3]triazole (1i): Synthesized from Bt-OTs (0.145 g, 0.50 mmol), 3-furanmethanol (51 μ L, 0.60 mmol), and DBU (89 μ L, 0.60 mmol) in anhydrous THF (2.5 mL), over 4 h at room temperature. The reaction mixture was partitioned between EtOAc and water. The organic layer was separated, dried over anhydrous Na₂SO₄, and evaporated under reduced pressure. The crude material was chromatographed on a silica gel column by sequential elution with 15% and 20% EtOAc in hexanes. Compound **1i** was obtained as colorless solid (77.4 mg, 72% yield). R_f (SiO₂/20% EtOAc in hexanes) = 0.26; ¹H NMR (500 MHz, CDCl₃) δ 7.94 (d, 1H, Ar-H, J = 8.4 Hz), 7.39–7.35 (m, 2H, Ar-H), 7.31–7.27 (m, 3H, Ar-H), 6.43 (s, 1H, Ar-H), 5.42 (s, 2H, OCH₂); ¹³C NMR (125 MHz, CDCl₃) δ 144.3, 143.7, 143.4, 128.3, 128.1, 124.8, 120.2, 118.2, 110.9, 109.0, 73.4; HRMS (ESI/TOF) m/z calcd for C₁₁H₁₀N₃O₂ [M + H]⁺ 216.0768, found 216.0770.

1-(Furan-2-ylmethoxy)-1H-benzo[*d*][1,2,3]triazole (1j): Synthesized from Bt-OTs (0.578 g, 2.0 mmol), 2-furanmethanol (0.26 mL, 3.0 mmol), and DBU (0.36 mL, 2.4 mmol) in anhydrous THF (10 mL), over 24 h at room temperature. The reaction mixture was partitioned between EtOAc and water. The organic layer was separated, dried over anhydrous Na₂SO₄, and evaporated under reduced pressure. The crude material was chromatographed on a silica gel

column by sequential elution with 15% and 20% EtOAc in hexanes. Compound **1j** was obtained as colorless solid (0.220 g, 51% yield). R_f (SiO₂/20% EtOAc in hexanes) = 0.24; ¹H NMR (500 MHz, CDCl₃) δ 7.91 (d, 1H, Ar-H, J = 8.1 Hz), 7.38 (d, 1H, Ar-H, J = 1.1 Hz), 7.33 (t, 1H, Ar-H, J = 8.1 Hz), 7.26 (t, 1H, Ar-H, J = 7.8 Hz), 7.15 (d, 1H, Ar-H, J = 8.1 Hz), 6.21 (d, 1H, Ar-H, J = 3.3 Hz), 6.20-6.18 (m, 1H, Ar-H), 5.43 (s, 2H, OCH₂); ¹³C NMR (125 MHz, CDCl₃) δ 147.1, 144.6, 143.2, 128.2, 127.9, 124.5, 120.0, 114.1, 111.1, 108.6, 73.0; HRMS (ESI/TOF) m/z calcd for C₁₁H₁₀N₃O₂ [M + H]⁺ 216.0768, found 216.0767.

1-((2,3-Dimethoxybenzyl)oxy)-1H-benzo[*d*][1,2,3]triazole (1k): Synthesized from Bt-OTs (1.10 g, 3.80 mmol), 2,3-dimethoxybenzyl alcohol (0.58 g, 3.45 mmol), and DBU (0.77 mL, 5.1 mmol) in anhydrous THF (17 mL), over 2.5 h at room temperature. The reaction mixture was partitioned between EtOAc and water. The organic layer was separated, dried over anhydrous Na₂SO₄, and evaporated under reduced pressure. The crude material was chromatographed on a silica gel column using 20% EtOAc in hexanes as eluting solvent. Compound **1k** was obtained as white solid (0.862 g, 87% yield). R_f (SiO₂/20% EtOAc in hexanes) = 0.29; ¹H NMR (500 MHz, CDCl₃) δ 7.98 (d, 1H, Ar-H, J = 8.4 Hz), 7.41–7.36 (m, 2H, Ar-H), 7.33 (br t, 1H, Ar-H, J = 6.5 Hz), 7.01–6.95 (m, 2H, Ar-H), 6.89 (dd, 1H, Ar-H, J = 1.6, 7.3 Hz), 5.57 (s, 2H, OCH₂), 3.88 (s, 3H, OCH₃), 3.87 (s, 3H, OCH₃); ¹³C NMR (125 MHz, CDCl₃) δ 152.9, 148.9, 143.5, 128.1, 127.9, 127.1, 124.6, 124.3, 123.7, 120.2, 114.6, 109.1, 77.8, 61.6, 56.1; HRMS (ESI/TOF) m/z calcd for C₁₅H₁₆N₃O₃ [M + H]⁺ 286.1186, found 286.1194.

4-((1H-Benzo[*d*][1,2,3]triazol-1-yl)oxy)butan-2-ol (1l): Synthesized from Bt-OTs (0.159 g, 0.55 mmol), 1,3-butanediol (45 μ L, 0.50 mmol), and DBU (0.11 mL, 0.75 mmol) in anhydrous THF (2.5 mL), over 4 h at room temperature. The volatiles were evaporated and the crude material was chromatographed on a silica gel column using 15% EtOAc in hexanes as eluting

solvent. Compound **1l** was obtained as white solid (50.1 mg, 48% yield). R_f (SiO₂/40% EtOAc in hexanes) = 0.10; ¹H NMR (500 MHz, CDCl₃) δ 8.01 (d, 1H, Ar-H, J = 8.4 Hz), 7.60 (d, 1H, Ar-H, J = 8.4 Hz), 7.52 (t, 1H, Ar-H, J = 7.6 Hz), 7.39 (t, 1H, Ar-H, J = 7.7 Hz), 4.66–4.76 (m, 2H, OCH₂), 4.24 (br m, 1H, OCH), 2.08 (m, 1H, CHH), 1.95 (m, 1H, CHH), 1.80 (d, 1H, OH, J = 4.3 Hz), 1.33 (d, 3H, CH₃, J = 6.2 Hz); ¹³C NMR (125 MHz, CDCl₃) δ 143.5, 128.2, 127.4, 124.9, 120.2, 108.9, 78.4, 64.6, 37.3, 24.1; HRMS (ESI/TOF) m/z calcd for C₁₀H₁₄N₃O₂ [M + H]⁺ 208.1081, found 208.1084.

1-(sec-Butoxy)-1H-benzo[*d*][1,2,3]triazole (1m): Synthesized from Bt-OTs (0.144 g, 0.50 mmol), 2-butanol (91.7 μ L, 1.0 mmol), and DBU (149 μ L, 1.0 mmol) in anhydrous THF (3 mL), over 24 h at 60 °C. The volatiles were evaporated and the crude material was chromatographed on a silica gel column using 5% EtOAc/hexanes as eluting solvent. Compound **1m** was obtained as a pale yellow oil (50.6 mg, 53% yield). R_f (SiO₂/20% EtOAc in hexanes) = 0.41; ¹H NMR (500 MHz, CDCl₃) δ 8.0 (d, 1H, Ar-H, J = 8.3 Hz), 7.55 (d, 1H, Ar-H, J = 8.3 Hz), 7.49 (t, 1H, Ar-H, J = 7.6 Hz), 7.36 (t, 1H, Ar-H, J = 8.0 Hz), 4.70 (sext, 1H, OCH, J = 6.2 Hz), 1.93–1.84 (m, 1H, CHH), 1.79–1.70 (m, 1H, CHH), 1.37 (d, 3H, CH₃, J = 5.9 Hz), 1.11 (t, 3H, CH₃, J = 7.3 Hz); ¹³C NMR (125 MHz, CDCl₃) δ 143.6, 128.6, 128.0, 124.6, 120.4, 109.1, 89.0, 27.9, 18.6, 9.7; HRMS (ESI/TOF) m/z calcd for C₁₀H₁₄N₃O [M + H]⁺ 192.1131, found 192.1140.

1-(Prop-2-yn-1-yloxy)-1H-benzo[*d*][1,2,3]triazole (1n) [6]: Synthesized from Bt-OTs (0.640 g, 2.2 mmol), propargyl alcohol (120 μ L, 2.0 mmol), and DBU (360 μ L, 2.4 mmol) in anhydrous THF (5 mL), over 3.5 h at room temperature. The reaction mixture was diluted with EtOAc and washed with water. The aqueous layer was back extracted (2x) with EtOAc. The combined organic layer were dried over anhydrous Na₂SO₄ and evaporated. The crude material was chromatographed on a silica gel column by sequential elution with 2%, 4%, 8%, and 15%

acetone/hexanes. Compound **1n** was obtained as a yellow oil (0.140 g, 79% yield). R_f (SiO₂/10% acetone in hexanes, developed 4x) = 0.40; ¹H NMR (500 MHz, CDCl₃) δ 7.94 (d, 1H, Ar-H, J = 8.3 Hz), 7.63 (d, 1H, Ar-H, J = 8.3 Hz), 7.45 (t, 1H, Ar-H, J = 7.6 Hz), 7.32 (t, 1H, Ar-H, J = 7.8 Hz), 5.13 (d, 2H, OCH₂, J = 2.4 Hz), 2.54 (t, 1H, \equiv CH, J = 2.4 Hz); ¹³C NMR (125 MHz, CDCl₃) δ 143.6, 128.5, 128.3, 124.9, 120.4, 109.6, 79.5, 76.1, 67.7; HRMS (ESI/TOF) m/z calcd for C₉H₇N₃O [M + H]⁺ 174.0662, found 174.0668.

1-((4-Nitrobenzyl)oxy)-1H-benzo[d][1,2,3]triazole (1o) [7]: In a 100 mL oven-dried, round-bottomed flask equipped with a stirring bar were placed *p*-nitrobenzyl alcohol (0.612 g, 4.0 mmol) and Bt-OTs, (**3**, 1.735 g, 6.0 mmol) in anhydrous THF (40 mL). The reaction mixture was cooled in an ice bath. To the cold, stirred solution was added DBU (0.65 mL, 4.35 mmol) dropwise over the period of 1.5 h. The reaction mixture was allowed to warm to room temperature and stirred for 6 h. The mixture was partitioned between EtOAc and water. The organic layer was separated, dried over anhydrous Na₂SO₄, and evaporated under reduced pressure. The crude material was chromatographed on a silica gel column using 50% CH₂Cl₂ in hexanes as eluting solvent. Compound **1o** was obtained as light yellow liquid (0.734 g, 68% yield). R_f (SiO₂/20% EtOAc in hexanes) = 0.12; ¹H NMR (500 MHz, CDCl₃) δ 8.22 (d, 2H, Ar-H, J = 8.5 Hz), 8.00 (d, 1H, Ar-H, J = 8.3 Hz), 7.61 (d, 2H, Ar-H, J = 8.5 Hz), 7.43 (t, 1H, Ar-H, J = 7.6 Hz), 7.36 (t, 1H, Ar-H, J = 8.0 Hz), 7.32 (d, 1H, Ar-H, J = 8.2 Hz), 5.65 (s, 2H, OCH₂); ¹³C NMR (125 MHz, CDCl₃) δ 148.8, 143.5, 140.2, 130.5, 128.5, 127.7, 125.0, 124.2, 120.6, 108.5, 80.7; HRMS (ESI/TOF) m/z calcd for C₁₃H₁₁N₄O₃ [M + H]⁺ 271.0826, found: 271.0823.

Phenol tosylate (1p) [8]: Synthesized from Bt-OTs (34.7 mg, 0.12 mmol), phenol (9.4 mg, 0.10 mmol), and DBU (22 μ L, 0.15 mmol) in anhydrous THF (0.5 mL), over 3 h at room temperature.

The reaction mixture was partitioned between EtOAc and water. The organic layer was separated, dried over anhydrous Na₂SO₄, and evaporated under reduced pressure. The crude material was chromatographed on a silica gel column using 5% EtOAc in hexanes as eluting solvent. Compound **1p** was obtained as white crystalline solid (20.9 mg, 84% yield). *R_f* (SiO₂/10% EtOAc in hexanes) = 0.18; ¹H NMR (500 MHz, CDCl₃) δ 7.70 (d, 2H, Ar-H, *J* = 8.0 Hz), 7.31–7.22 (m, 5H, Ar-H), 6.98 (d, 2H, Ar-H, *J* = 8.0 Hz) 2.45 (s, 3H, CH₃).

3-Methoxy-3H-[1,2,3]triazolo[4,5-*b*]pyridine (2a) [9]: Synthesized from At-OTs (0.20 g, 0.69 mmol), methanol (33.5 μL, 0.83 mmol), and DBU (0.12 mL, 0.8 mmol) in anhydrous THF (4 mL), over 24 h at room temperature. The mixture was evaporated under reduced pressure and the crude material was chromatographed on a silica gel column using CH₂Cl₂ followed by 7% acetone in CH₂Cl₂ as eluting solvent. Compound **2a** was obtained as white crystalline solid (76.5 mg, 74% yield). *R_f* (SiO₂/10% acetone in CH₂Cl₂) = 0.50; mp: 94.5–95.5 °C; ¹H NMR (500 MHz, CDCl₃) δ 8.73 (dd, 1H, Ar-H, *J* = 1.3, 4.3 Hz), 8.38 (dd, 1H, Ar-H, *J* = 1.3, 8.3 Hz), 7.41 (dd, 1H, Ar-H, *J* = 4.4, 8.3 Hz), 4.47 (s, 3H, OCH₃); ¹³C NMR (125 MHz, CDCl₃): δ 151.4, 139.5, 135.4, 129.5, 120.8, 68.4.

3-(Allyloxy)-3H-[1,2,3]triazolo[4,5-*b*]pyridine (2b): Synthesized from At-OTs (0.147 g, 0.51 mmol), allyl alcohol (40.0 μL, 0.56 mmol), and DBU (0.12 mL, 0.8 mmol) in anhydrous THF (3 mL), over 24 h at room temperature. The reaction mixture was partitioned between EtOAc and water. The organic layer was separated, dried over anhydrous Na₂SO₄, and evaporated under reduced pressure. The crude material was chromatographed on a silica gel column by gradient elution with 0.5–3% acetone in CH₂Cl₂. Compound **2b** was obtained as slightly yellow, powdery solid (61.1 mg, 69% yield). *R_f* (SiO₂/5% acetone in CH₂Cl₂) = 0.47; ¹H NMR (500 MHz, CDCl₃) δ 8.69 (dd, 1H, Ar-H, *J* = 1.4, 4.4 Hz), 8.33 (dd, 1H, Ar-H, *J* = 1.4, 8.4 Hz), 7.37

(dd, 1H, Ar-H, $J = 4.5, 8.4$ Hz), 6.17 (ddt, 1H, =CH, $J = 6.8, 10.3, 17.1$ Hz), 5.33–5.28 (m, 2H, =CH), 5.10–5.08 (m, 2H, OCH₂); ¹³C NMR (125 MHz, CDCl₃) δ 151.3, 140.0, 135.0, 130.1, 129.3, 123.6, 120.7, 81.7; HRMS (ESI/TOF) m/z calcd for C₈H₉N₄O [M + H]⁺ 177.0771, found 177.0769.

3-(Benzyloxy)-3H-[1,2,3]triazolo[4,5-*b*]pyridine (2c) [10]: Synthesized from At-OTs (0.145 g, 0.50 mmol), benzyl alcohol (58 μ L, 0.56 mmol), and DBU (0.12 mL, 0.8 mmol) in anhydrous THF (3 mL), over 24 h at room temperature. The reaction mixture was partitioned between EtOAc and water. The organic layer was separated, dried over anhydrous Na₂SO₄, and evaporated under reduced pressure. The crude material was chromatographed on a silica gel column by gradient elution with 5–20% EtOAc in hexanes. Compound **2c** was obtained as grayish solid (91.2 mg, 80% yield). R_f (SiO₂/40% EtOAc in hexanes) = 0.25; ¹H NMR (500 MHz, CDCl₃) δ 8.64 (d, 1H, Ar-H, $J = 4.2$ Hz), 8.30 (dd, 1H, Ar-H, $J = 1.2, 8.4$ Hz), 7.45 (m, 2H, Ar-H), 7.32 (m, 4H, Ar-H), 5.60 (s, 2H, OCH₂); ¹³C NMR (125 MHz, CDCl₃) δ 151.3, 140.0, 135.1, 132.7, 130.1, 129.8, 129.2, 128.8, 120.7, 82.9; HRMS (ESI/TOF) m/z calcd for C₁₂H₁₁N₄O [M + H]⁺ 227.0927, found 227.0950.

3-(1-Phenylethoxy)-3H-[1,2,3]triazolo[4,5-*b*]pyridine (2d): Synthesized from At-OTs (0.146 g, 0.50 mmol), 1-phenylethanol (0.12 mL, 1.0 mmol), and DBU (0.15 mL, 1.0 mmol) in anhydrous THF (3 mL), over 24 h at 60 °C. The reaction mixture was partitioned between EtOAc and water. The organic layer was separated, dried over anhydrous Na₂SO₄, and evaporated under reduced pressure. The crude material was chromatographed on a silica gel column by gradient elution with 3–12% EtOAc in hexanes. Compound **2d** was obtained as slightly yellow, viscous oil (76.2 mg, 64% yield). R_f (SiO₂/20% EtOAc in hexanes) = 0.26; ¹H NMR (500 MHz, CDCl₃) δ 8.63 (dd, 1H, Ar-H, $J = 1.2, 4.5$ Hz), 8.26 (dd, 1H, Ar-H, $J = 1.3, 8.4$

Hz), 7.44 (dd, 1H, Ar-H, $J = 4.2, 8.7$ Hz), 7.31–7.25 (m, 5H, Ar-H), 5.94 (q, 1H, OCH, $J = 6.6$ Hz), 1.85 (d, 3H, CH₃, $J = 6.6$ Hz); ¹³C NMR (125 MHz, CDCl₃) δ 151.2, 140.4, 137.9, 134.9, 129.5, 129.2, 128.7, 127.7, 120.5, 89.1, 20.5; HRMS (ESI/TOF) m/z calcd for C₁₃H₁₃N₄O [M + H]⁺ 241.1084, found 241.1094.

3-Phenethoxy-3H-[1,2,3]triazolo[4,5-*b*]pyridine (2e): Synthesized from At-OTs (0.145 g, 0.50 mmol), 2-phenylethanol (66 μ L, 0.55 mmol), and DBU (0.12 mL, 0.8 mmol) in anhydrous THF (3 mL), over 24 h at room temperature. The reaction mixture was partitioned between EtOAc and water. The organic layer was separated, dried over anhydrous Na₂SO₄, and evaporated under reduced pressure. The crude material was chromatographed on a silica gel column by gradient elution with 3–15% EtOAc in hexanes. Compound **2e** was obtained as slightly yellow, viscous oil (81.9 mg, 68% yield). R_f (SiO₂/20% EtOAc in hexanes): 0.21; ¹H NMR (500 MHz, CDCl₃) δ 8.73 (dd, 1H, Ar-H, $J = 1.2$ Hz, 4.4 Hz), 8.36 (dd, 1H, Ar-H, $J = 1.3, 8.3$ Hz), 7.40 (dd, 1H, Ar-H, $J = 4.5, 8.4$ Hz), 7.34–7.30 (m, 4H, Ar-H), 7.27–7.22 (m, 1H, Ar-H), 4.86 (t, 2H, OCH₂, $J = 7.4$ Hz), 3.27 (t, 2H, CH₂, $J = 7.4$ Hz); ¹³C NMR (125 MHz, CDCl₃) δ 151.4, 139.9, 136.3, 135.2, 129.5, 129.1, 128.9, 127.1, 120.9, 81.6, 34.7; HRMS (ESI/TOF) m/z calcd for C₁₃H₁₃N₄O [M + H]⁺ 241.1084, found 241.1085.

3-(Furan-2-ylmethoxy)-3H-[1,2,3]triazolo[4,5-*b*]pyridine (2f): Synthesized from At-OTs (0.145 g, 0.50 mmol), 2-furanmethanol (48 μ L, 0.55 mmol), and DBU (0.12 mL, 0.8 mmol) in anhydrous THF (3 mL), over 24 h at room temperature. The reaction mixture was partitioned between EtOAc and water. The organic layer was separated, dried over anhydrous Na₂SO₄, and evaporated under reduced pressure. The crude material was chromatographed on a silica gel column using 5–15% EtOAc in hexanes. Compound **2f** was obtained as greenish viscous oil (72.0 mg, 67% yield). R_f (SiO₂/40% EtOAc in hexanes): 0.21; ¹H NMR (500 MHz, CDCl₃) δ

8.63 (d, 1H, Ar-H, $J = 3.6$), 8.31 (d, 1H, Ar-H, $J = 8.3$), 7.38 (t, 1H, Ar-H, $J = 0.8$ Hz), 7.34 (dd, 1H, Ar-H, $J = 4.3, 8.2$ Hz), 6.30 (d, 1H, $J = 3.2$ Hz), 6.22 (m, 1H), 5.53 (s, 2H, OCH₂); ¹³C NMR (125 MHz, CDCl₃) δ 151.4, 146.7, 144.9, 140.1, 135.0, 129.2, 120.7, 114.2, 110.9, 73.5; HRMS (ESI/TOF) m/z calcd for C₁₀H₉N₄O₂ [M + H]⁺ 217.0720, found 217.0740.

3-((2,3-Dimethoxybenzyl)oxy)-3H-[1,2,3]triazolo[4,5-*b*]pyridine (2g): Synthesized from At-OTs (0.148 g, 0.51 mmol), 2,3-dimethoxybenzyl alcohol (95.0 mg, 0.56 mmol), and DBU (0.12 mL, 0.8 mmol) in anhydrous THF (3 mL), over 24 h at room temperature. The reaction mixture was partitioned between EtOAc and water. The organic layer was separated, dried over anhydrous Na₂SO₄, and evaporated under reduced pressure. The crude material was chromatographed on a silica gel column by gradient elution with 1–4% acetone in CH₂Cl₂. Compound **2g** was obtained as a white powdery solid (97.2 mg, 68% yield). R_f (SiO₂/5% acetone in CH₂Cl₂) = 0.52; ¹H NMR (500 MHz, CDCl₃) δ 8.67 (dd, 1H, Ar-H, $J = 1.3, 4.4$ Hz), 8.32 (dd, 1H, Ar-H, $J = 1.3, 8.3$ Hz), 7.35 (dd, 1H, Ar-H, $J = 4.4, 8.4$ Hz), 6.92–6.99 (m, 3H, Ar-H), 5.68 (s, 2H, OCH₂), 3.96 (s, 3H, OCH₃), 3.85 (s, 3H, OCH₃); ¹³C NMR (125 MHz, CDCl₃) δ 153.0, 151.3, 148.9, 140.2, 135.1, 129.2, 127.0, 124.2, 123.4, 120.6, 114.4, 78.0, 61.9, 56.0; HRMS (ESI/TOF) m/z calcd for C₁₄H₁₅N₄O₃ [M + H]⁺ 287.1139, found 287.1143.

4-((3H-[1,2,3]triazolo[4,5-*b*]pyridin-3-yl)oxy)butan-2-ol (2h): Synthesized from At-OTs (0.148 g, 0.51 mmol), 1,3-butanediol (90 μ L, 1.0 mmol), and DBU (0.15 mL, 1.0 mmol) in anhydrous THF (3 mL), over 24 h at 60 °C. The reaction mixture was partitioned between EtOAc and water. The organic layer was separated, dried over anhydrous Na₂SO₄, and evaporated under reduced pressure. The crude material was chromatographed on a silica gel column by gradient elution with 1–7% acetone in CH₂Cl₂. Compound **2h** was obtained as colorless, viscous oil (61.4 mg, 59% yield). R_f (SiO₂/10% acetone in CH₂Cl₂) = 0.49; ¹H NMR

(500 MHz, CDCl₃) δ 8.71 (dd, 1H, Ar-H, J = 1.2, 4.5 Hz), 8.39 (dd, 1H, Ar-H, J = 1.3, 8.4 Hz), 7.42 (dd, 1H, Ar-H, J = 4.5, 8.4 Hz), 4.83–4.76 (m, 2H, OCH₂), 4.43–4.36 (m, 1H, OCH), 3.18 (s, 1H, OH), 2.17–2.10 (m, 1H, CHH), 1.92–1.85 (m, 1H, CHH), 1.33 (d, 3H, CH₃, J = 6.3 Hz); ¹³C NMR (125 MHz, CDCl₃) δ 151.2, 139.6, 135.4, 129.9, 120.9, 79.5, 63.9, 37.4, 24.2; HRMS (ESI/TOF) m/z calcd for C₉H₁₃N₄O₂ [M + H]⁺ 209.1033, found 209.1033.

(3-*sec*-Butoxy)-3H-[1,2,3]triazolo[4,5-*b*]pyridine (2i): Synthesized from At-OTs (0.145 g, 0.50 mmol), 2-butanol (92 μ L, 1.0 mmol), and DBU (0.15 mL, 1.0 mmol) in anhydrous THF (3 mL), over 24 h at 60 °C. The reaction mixture was partitioned between EtOAc and water. The organic layer was separated, dried over anhydrous Na₂SO₄, and evaporated under reduced pressure. The crude material was chromatographed on a silica gel column by gradient elution with 10–30% EtOAc in hexanes. Compound **2i** was obtained as clear oil (32.3 mg, 34% yield). R_f (SiO₂/40% EtOAc in hexanes) = 0.34; ¹H NMR (500 MHz, CDCl₃) δ 8.71 (d, 1H, Ar-H, J = 4.1 Hz), 8.36 (d, 1H, Ar-H, J = 8.3 Hz), 7.38 (dd, 1H, Ar-H, J = 4.4, 8.3 Hz), 4.81 (sext, 1H, OCH, J = 6.2 Hz), 1.95–1.87 (m, 1H, CHH), 1.81–1.73 (dt, 1H, CHH, J = 7.1, 14.2 Hz), 1.39 (d, 3H, CH₃, J = 6.3 Hz), 1.10 (t, 3H, CH₃, J = 7.5 Hz); ¹³C NMR (125 MHz, CDCl₃) δ 151.3, 140.7, 135.3, 129.3, 120.7, 89.4, 27.8, 18.4, 9.6; HRMS (ESI/TOF) m/z calcd for C₉H₁₃N₄O [M + H]⁺ 193.1084, found 193.1069.

3-(1H-Benzo[*d*][1,2,3]triazol-1-yl)oxypropan-1-ol (3a): Synthesized from Bt-OTs (0.30 g, 1.04 mmol), 1,3-propanediol (750 μ L, 10.4 mmol), and DBU (190 μ L, 1.25 mmol) in anhydrous THF (5.2 mL), over 24 h at 60 °C. The volatiles were evaporated and the crude was purified on a silica gel column. Initial elution with 40% EtOAc in hexanes led to the isolation of the minor 1,3-bis-benzotriazolyl product and subsequent elution with 50% EtOAc/hexanes led to the isolation of compound **3a** as a pale yellow oil (0.158 g, 79% yield). R_f (SiO₂/60% EtOAc in

hexanes) = 0.17; ^1H NMR (500 MHz, CDCl_3) δ 7.97 (d, 1H, Ar-H, J = 8.8 Hz), 7.58 (d, 1H, Ar-H, J = 8.3 Hz), 7.48 (t, 1H, Ar-H, J = 7.6 Hz), 7.36 (t, 1H, Ar-H, J = 7.6 Hz), 4.69 (t, 2H, OCH_2 , J = 6.1 Hz), 3.96 (t, 2H, OCH_2 , J = 6.1 Hz), 2.96 (br, 1H, OH), 2.11 (quint, 2H, CH_2 , J = 6.1 Hz); ^{13}C NMR (125 MHz, CDCl_3) δ 143.5, 128.3, 127.4, 124.9, 120.2, 108.9, 78.2, 58.7, 31.1; HRMS (ESI/TOF) m/z calcd for $\text{C}_9\text{H}_{12}\text{N}_3\text{O}_2$ [$\text{M} + \text{H}$] $^+$ 194.0924, found 194.0936. The minor bis benzotriazolyl product was obtained as a white solid (20.2 mg, 6% yield). R_f (SiO_2 /60% EtOAc in hexanes) = 0.35; ^1H NMR (500 MHz, CDCl_3) δ 8.04 (d, 2H, Ar-H, J = 8.4 Hz), 7.66 (d, 2H, Ar-H, J = 8.3 Hz), 7.55 (t, 2H, Ar-H, J = 7.6 Hz), 7.42 (t, 2H, Ar-H, J = 7.7 Hz), 4.90 (t, 4H, OCH_2 , J = 6.0 Hz), 2.48 (quint, 2H, CH_2 , J = 6.0 Hz); ^{13}C NMR (125 MHz, CDCl_3) δ 143.7, 128.5, 127.4, 125.0, 120.6, 108.7, 76.5, 27.3; HRMS (ESI/TOF) m/z calcd for $\text{C}_{15}\text{H}_{15}\text{N}_6\text{O}_2$ [$\text{M} + \text{H}$] $^+$ 311.1251, found 311.1246.

3-((3*H*-[1,2,3]Triazolo[4,5-*b*]pyridin-3-yl)oxy)propan-1-ol (3b): Synthesized from At-OTs (72.9 mg, 0.25 mmol), 1,3-propanediol (0.18 mL, 2.5 mmol), and DBU (45 μL , 0.30 mmol) in anhydrous THF (1.25 mL), over 48 h at 60 $^\circ\text{C}$. The mixture was evaporated under reduced pressure and the crude product was chromatographed on a silica gel column. Elution with 1% and then 2% MeOH in CH_2Cl_2 yielded an impure 1,3-bis-AzaBt product (9.6 mg). Further elution with 2.5% MeOH in CH_2Cl_2 yielded compound **3b** as a clear oil (36.6 mg, 75% yield). R_f (SiO_2 /5% MeOH in CH_2Cl_2) = 0.38; ^1H NMR (500 MHz, CDCl_3) δ 8.69 (d, 1H, J = 4.4 Hz), 8.37 (dd, 1H, J = 1.5, 8.3 Hz), 7.40 (dd, 1H, J = 4.6, 8.6 Hz), 4.78 (t, 2H, OCH_2 , J = 5.8 Hz), 4.02 (t, 2H, OCH_2 , J = 5.8 Hz), 3.60 (br s, 1H, OH), 2.10 (quint, 2H, J = 5.8 Hz); ^{13}C NMR (125 MHz, CDCl_3): δ 151.2, 139.5, 135.3, 129.8, 120.9, 78.8, 58.1, 30.9; HRMS (ESI/TOF) m/z calcd for $\text{C}_8\text{H}_{11}\text{N}_4\text{O}_2$ [$\text{M} + \text{H}$] $^+$ 195.0877, found 195.0878. A small amount of what appeared to be the

bis 7-azabenzotriazolyl product was also isolated but it was not of adequate purity to allow characterization.

3-(But-3-enyloxy)-1H-benzo[*d*][1,2,3]triazole (4a): Synthesized from Bt-OTs (0.289 g, 1.0 mmol), 3-buten-1-ol (103 μ L, 1.2 mmol), and DBU (0.18 mL, 1.2 mmol) in anhydrous THF (5 mL), over 24 hours at room temperature. The reaction mixture was partitioned between EtOAc and water. The organic layer was separated, dried over anhydrous Na₂SO₄, and evaporated under reduced pressure. The crude material was chromatographed on a silica gel column using 10% EtOAc in hexanes as eluting solvent. Compound **4a** was obtained as colorless oil (0.106 g, 56% yield). *R_f* (SiO₂/20% EtOAc in hexanes) = 0.44; ¹H NMR (500 MHz, CDCl₃) δ 7.98 (d, 1H, Ar-H, *J* = 8.8 Hz), 7.55 (d, 1H, Ar-H, *J* = 8.1 Hz), 7.48 (t, 1H, Ar-H, *J* = 6.8 Hz), 7.35 (t, 1H, Ar-H, *J* = 7.7 Hz), 5.92–5.84 (m, 1H, =CH), 5.16 (d, 1H, =CH, *J* = 17.9 Hz), 5.13 (d, 1H, =CH, *J* = 10.3 Hz), 4.56 (t, 2H, OCH₂, *J* = 6.6 Hz), 2.59 (app q, 2H, CH₂, *J*_{app} = 6.6 Hz); ¹³C NMR (125 MHz, CDCl₃) δ 143.5, 132.7, 128.1, 127.5, 124.8, 120.3, 118.5, 108.8, 79.8, 32.4; HRMS (ESI/TOF) *m/z* calcd for C₁₀H₁₂N₃O [M + H]⁺ 190.0975, found 190.0984.

3-(But-3-enyloxy)-3H-[1,2,3]triazolo[4,5-*b*]pyridine (4b): Synthesized from At-OTs (0.878 g, 3.0 mmol), 3-buten-1-ol (312 μ L, 3.6 mmol), and DBU (0.54 mL, 3.6 mmol) in anhydrous THF (15 mL), over 24 h at 60 °C. The reaction mixture was partitioned between EtOAc and water. The organic layer was separated, dried over anhydrous Na₂SO₄, and evaporated under reduced pressure. The crude material was chromatographed on a silica gel column by gradient elution with 5–15% EtOAc in hexanes. Compound **4b** was obtained as a clear oil (0.49 g, 86% yield). *R_f* (SiO₂/20% acetone in hexanes) = 0.27; ¹H NMR (500 MHz, CDCl₃) δ 8.76 (dd, 1H, Ar-H, *J* = 1.3, 4.4 Hz), 8.40 (dd, 1H, Ar-H, *J* = 1.3, 8.4 Hz), 7.44 (dd, 1H, Ar-H, *J* = 4.5, 8.4 Hz), 5.95 (ddt, 1H, =CH, *J* = 6.7, 10.3, 17.1 Hz), 5.26 (dd, 1H, =CH, *J* = 1.5, 17.2 Hz), 5.19 (dd, 1H, =CH, *J* =

1.2, 10.3 Hz), 4.72 (t, 2H, OCH₂, *J* = 6.8 Hz), 2.71 (app q, 2H, CH₂, *J*_{app} = 6.8 Hz); ¹³C NMR (125 MHz, CDCl₃): δ 151.5, 139.9, 135.3, 132.6, 129.5, 120.9, 118.5, 80.4, 32.6; HRMS (ESI/TOF) *m/z* calcd for C₉H₁₁N₄O [M + H]⁺ 191.0927, found 191.0919.

(±)-4-(1*H*-Benzo[*d*][1,2,3]triazol-1-yl)oxy)butane-1,2-diol (5a): To a solution of compound **4a** (94.5 mg, 0.5 mmol) in 9:1 THF–H₂O (8.5 mL) was added potassium osmate (8.1 mg, 22 μmol), and NMO (58.5 mg, 0.5 mmol). The mixture was stirred at room temperature for 24 h and then diluted with EtOAc. The mixture was extracted with saturated aqueous NaHSO₃, the organic layer was dried over anhydrous Na₂SO₄, and evaporated under reduced pressure. The crude product was chromatographed on a silica gel column using 15% MeOH in CH₂Cl₂ as eluting solvent. Compound **5a** was obtained as brown gummy material (76.3 mg, 68% yield). *R*_f (SiO₂/50% EtOAc in hexanes) = 0.16; ¹H NMR (500 MHz, CDCl₃) δ 8.02 (d, 1H, Ar-H, *J* = 8.3 Hz), 7.63 (d, 1H, Ar-H, *J* = 8.3 Hz), 7.53 (t, 1H, Ar-H, *J* = 7.6 Hz), 7.41 (t, 1H, Ar-H, *J* = 7.6 Hz), 4.80–4.72 (m, 2H), 4.20–4.17 (m, 1H), 3.82 (dd, 1H, CH, *J* = 2.9, 10.7 Hz), 3.63 (dd, 1H, *J* = 6.8, 11.2 Hz), 3.01 (br s, 2H, OH), 2.11–2.06 (m, 1H), 2.03–1.97 (m, 1H); ¹³C NMR (125 MHz, CDCl₃) δ 143.6, 128.4, 127.5, 125.0, 120.4, 108.9, 78.0, 68.8, 66.8, 31.7; HRMS (ESI/TOF) *m/z* calcd for C₁₀H₁₄N₃O₃ [M + H]⁺ 224.1030, found 224.1045.

(±)-4-((3*H*-[1,2,3]Triazolo[4,5-*b*]pyridin-3-yl)oxy)butane-1,2-diol (5b): To a solution of compound **4b** (0.238 g, 1.25 mmol) in 9:1 THF/H₂O (8.5 mL) was added potassium osmate (23.0 mg, 62.4 μmol), and NMO (0.177 g, 1.5 mmol). The mixture was stirred at room temperature for 24 h and then diluted with EtOAc. The mixture was extracted with saturated aqueous NaHSO₃, the organic layer was dried over anhydrous Na₂SO₄, and evaporated under reduced pressure. The crude material was chromatographed on a silica gel column using 15% MeOH in CH₂Cl₂ as eluting solvent. Compound **5b** was obtained as white powdery solid (161.8 mg, 58%

yield). R_f (SiO₂/10% MeOH in CH₂Cl₂) = 0.37; ¹H NMR (500 MHz, CDCl₃) δ 8.72 (dd, 1H, Ar-H, J = 1.2, 4.5 Hz), 8.43 (dd, 1H, Ar-H, J = 1.2, 8.4 Hz), 7.45 (dd, 1H, Ar-H, J = 4.5, 8.4 Hz), 4.92–4.87 (m, 1H), 4.79 (td, 1H, J = 3.7, 9.8 Hz), 4.33 (ddt, 1H, J = 3.3, 6.5, 9.7 Hz), 3.81 (dd, 1H, J = 3.4, 11.2 Hz), 3.67 (dd, 1H, J = 6.8, 11.2 Hz), 3.07–2.86 (br s, 2H, OH), 2.13–2.07 (m, 1H), 1.91 (ddt, 1H, J = 4.7, 9.7, 14.7 Hz); ¹³C NMR (125 MHz, CDCl₃): δ 151.3, 139.6, 135.4, 130.1, 120.1, 78.9, 68.4, 66.6, 31.6; HRMS (ESI/TOF) m/z calcd for C₉H₁₃N₄O₃ [M + H]⁺ 225.0982, found 225.0985.

Products From Displacement Reactions with Nucleophiles

Benzyl nitrile (6) [11]: A mixture of benzyloxy benzotriazole **1d** (112.6 mg, 0.50 mmol) and NaCN (49 mg, 1.0 mmol) in anhydrous DMSO (1.25 mL) was stirred at 100 °C for 1 h. The mixture was diluted with Et₂O and washed with a water/brine mixture (1:1), followed by water (3–4x). The organic layer was dried over anhydrous Na₂SO₄, filtered, and concentrated under reduced pressure. Compound **6** was obtained as a yellow oil (40.2 mg, 69% yield) without need for additional purification. R_f (SiO₂/20% EtOAc in hexanes) = 0.33; ¹H NMR (500 MHz, CDCl₃): δ 7.40–7.37 (m, 2H, Ar-H), 7.34–7.32 (m, 3H, Ar-H), 3.76 (s, 2H, CH₂); ¹³C NMR (125 MHz, CDCl₃): δ 130.1, 129.4, 128.3, 128.1, 118.0, 23.8. This compound is commercially available.

Benzyl phenyl ether (7) [12]: To a solution of benzyloxy benzotriazole **1d** (112.6 mg, 0.50 mmol) in anhydrous DMSO (1.25 mL), were added phenol (94.2 mg, 1.0 mmol) and Cs₂CO₃ (325.8 mg, 1.0 mmol). The mixture was stirred at 100 °C for 3 h. The mixture was then diluted with Et₂O and washed with a water/brine mixture (1:1), followed by water (3–4x). The organic layer was dried over anhydrous Na₂SO₄, filtered, and concentrated under reduced pressure. The crude material was purified on a silica gel column using 3% EtOAc/hexanes as eluting solvent.

Compound **7** was obtained as a white solid (42.6 mg, 46% yield). R_f (SiO₂/30% EtOAc in hexanes) = 0.56; ¹H NMR (500 MHz, CDCl₃): δ 7.49–7.47 (m, 2H, Ar-H), 7.44–7.41 (m, 2H, Ar-H), 7.38–7.32 (m, 3H, Ar-H), 7.03–6.98 (m, 3H, Ar-H), 5.10 (s, 2H, OCH₂); ¹³C NMR (125 MHz, CDCl₃): δ 159.0, 137.3, 129.7, 128.8, 128.1, 127.7, 121.1, 115.1, 70.1. This compound is commercially available.

(1-Azidoethyl)benzene (8) [13]: A mixture of 1-phenylethoxy benzotriazole **1e** (119.6 mg, 0.50 mmol) and NaN₃ (65 mg, 1.0 mmol) in anhydrous DMSO (1.25 mL) was stirred at 100 °C for 30 h. The mixture was diluted with Et₂O and washed with a water/brine mixture (1:1), followed by water (3–4x). The organic layer was dried over anhydrous Na₂SO₄, filtered, and concentrated under reduced pressure. Compound **8** was obtained as a yellow oil (43.5 mg, 59% yield) without need for additional purification. R_f (SiO₂/30% EtOAc in hexanes) = 0.38; ¹H NMR (500 MHz, CDCl₃): δ 7.38 (m, 2H, Ar-H), 7.32 (m, 3H, Ar-H), 4.62 (q, 1H, CH, J = 6.8 Hz), 1.54 (d, 3H, CH₃, J = 6.8 Hz); ¹³C NMR (125 MHz, CDCl₃): δ 141.1, 128.9, 128.3, 126.6, 61.3, 21.8.

1-(1-Phenylethyl)-1H-benzo[d][1,2,3]triazole (9a) [14,15] and **2-(1-phenylethyl)-2H-benzo[d][1,2,3]triazole (9b)** [15]: To a solution of 1-phenylethoxy benzotriazole **1e** (119.6 mg, 0.50 mmol) in anhydrous DMSO (1.25 mL), were added benzotriazole (119 mg, 1.0 mmol) and Cs₂CO₃ (325.8 mg, 1.0 mmol). The mixture was stirred at 100 °C for 30 h. The mixture was then diluted with Et₂O and washed with a water/brine mixture (1:1), followed by water (3–4x). The organic layer was dried over anhydrous Na₂SO₄, filtered, and concentrated under reduced pressure. The crude material was purified on a silica gel column. Initial elution with 3% EtOAc in hexanes led to the isolation of a less polar, minor component, and further elution with 6% EtOAc in hexanes led to the isolation of the major component. The major component, isomer **9a** [14,15], was obtained as a pale yellow liquid (53.2 mg, 48% yield). R_f (SiO₂/30% EtOAc in

hexanes) = 0.35; ^1H NMR (500 MHz, CDCl_3): δ 8.06–8.05 (m, 1H, Ar-H), 7.35–7.24 (m, 8H, Ar-H), 6.04 (q, 1H, CH, $J = 7.1$ Hz), 2.17 (d, 3H, CH_3 , $J = 7.1$ Hz); ^{13}C NMR (125 MHz, CDCl_3): δ 146.6, 140.3, 132.6, 129.0, 128.4, 127.2, 126.4, 123.9, 120.1, 110.3, 59.2, 21.3. The minor component, isomer **9b** [15], was obtained as a pale yellow solid (37.3 mg, 33% yield). R_f ($\text{SiO}_2/30\%$ EtOAc in hexanes) = 0.50; ^1H NMR (500 MHz, CDCl_3): δ 7.90–7.87 (m, 2H, Ar-H), 7.43–7.28 (m, 7H, Ar-H), 6.16 (q, 1H, CH, $J = 6.8$ Hz), 2.15 (d, 3H, CH_3 , $J = 6.8$ Hz); ^{13}C NMR (125 MHz, CDCl_3) δ 144.3, 140.4, 128.9, 128.5, 126.8, 126.4, 118.4, 66.3, 21.6.

(Furan-2-yl)acetonitrile (10) [16]: A mixture of 2-furanyloxy benzotriazole **1j** (107.5 mg, 0.50 mmol) and NaCN (49.0 mg, 1.0 mmol) in anhydrous DMSO (1.25 mL) was stirred at 100 °C for 1 h. The reaction mixture was diluted with Et_2O and washed with a water/brine mixture (1:1), followed by water. The organic layer was dried over anhydrous Na_2SO_4 , filtered, and concentrated under reduced pressure. The crude material was purified on a silica gel column using 5% EtOAc/hexanes as eluting solvent. Compound **10** was obtained as yellow oil (26.4 mg, 49% yield); R_f ($\text{SiO}_2/20\%$ EtOAc in hexanes) = 0.73; ^1H NMR (500 MHz, CDCl_3) δ 7.40 (s, 1H, Ar-H), 6.37 (t, 1H, Ar-H, $J = 2.4$ Hz), 6.34–6.33 (m, 1H, Ar-H), 3.77 (s, 2H, CH_2); ^{13}C NMR (125 MHz, CDCl_3) δ 143.3, 143.1, 115.7, 111.1, 108.7, 17.7.

2-(Azidomethyl)furan (11) [17]: A mixture of 2-furanyloxy benzotriazole **1j** (107.5 mg, 0.50 mmol) and NaN_3 (49.0 mg, 1.0 mmol) in $\text{DMSO-}d_6$ (1.25 mL) was stirred at 100 °C for 1 h. ^1H NMR indicated this reaction to be complete and the resonances of the product were comparable to those of the pure product obtained using a reported literature procedure [17]. R_f ($\text{SiO}_2/20\%$ EtOAc in hexanes) = 0.73; ^1H NMR (500 MHz, $\text{DMSO-}d_6$) for a pure reference sample: δ 7.68 (s, 1H, Ar-H), 6.49 (d, 1H, Ar-H, $J = 2.9$ Hz), 6.46 (s, 1H, Ar-H), 4.44 (s, 2H, CH_2); ^1H NMR (500 MHz, $\text{DMSO-}d_6$) for the reaction mixture: δ 7.68 (s, 1H, Ar-H), 7.56 (d,

1H, Ar-H_{benzotriazolyl}, $J = 8.3$ Hz), 7.51 (d, 1H, Ar-H_{benzotriazolyl}, $J = 7.8$ Hz), 7.04 (d, 2H, Ar-H_{benzotriazolyl}), 6.48 (s, 1H, Ar-H), 6.44 (s, 1H, Ar-H), 4.43 (s, 2H, CH₂). This compound is commercially available.

2-(Phenoxymethyl)furan (12) [18]: To a solution of 2-furanyloxy benzotriazole **1j** (107.5 mg, 0.50 mmol) in anhydrous DMSO (1.25 mL), were added phenol (94.2 mg, 1.0 mmol) and Cs₂CO₃ (325.8 mg, 1.0 mmol). The mixture was stirred at 100 °C for 3 h. The mixture was then diluted with Et₂O and washed with a water/brine mixture (1:1), followed by water. The organic layer was dried over anhydrous Na₂SO₄, filtered, and concentrated under reduced pressure. The crude material was purified on a silica gel column using 10% EtOAc/hexanes as eluting solvent. Compound **12** was obtained as colorless oil (58.4 mg, 67% yield). R_f (SiO₂/20% EtOAc in hexanes) = 0.52; ¹H NMR (500 MHz, CDCl₃) δ 7.45 (d, 1H, Ar-H, $J = 1.8$ Hz), 7.30 (t, 2H, Ar-H, $J = 7.7$ Hz), 7.00–6.96 (m, 3H, Ar-H), 6.43 (d, 1H, Ar-H, $J = 2.9$ Hz), 6.39–6.38 (m, 1H, Ar-H), 5.01 (s, 2H, OCH₂); ¹³C NMR (125 MHz, CDCl₃) δ 158.5, 150.5, 143.3, 129.7, 121.4, 115.1, 110.7, 110.1, 62.6. HRMS (ESI/TOF) m/z calcd for C₁₁H₁₁O₂ [M + H]⁺ 175.0754, found 175.0758.

1-(Furan-2-ylmethyl)-1H-benzo[d][1,2,3]triazole (13a) and 2-(furan-2-ylmethyl)-2H-benzo[d][1,2,3]triazole (13b) [19]: To a solution of 3-furanyloxy benzotriazole **1j** (53.8 mg, 0.25 mmol) in anhydrous DMSO (0.62 mL), were added benzotriazole (59.5 mg, 0.5 mmol) and Cs₂CO₃ (162.9 mg, 0.5 mmol). The mixture was stirred at 100 °C for 3h. The reaction mixture was then diluted with Et₂O and washed with a water/brine mixture (1:1), followed by water. The organic layer was dried over anhydrous Na₂SO₄, filtered, and concentrated under reduced pressure. The crude material was purified on a silica gel column using EtOAc/hexanes as eluting solvent. Elution with 2%, 4%, 6%, and 8% EtOAc in hexanes led to the isolation of a less polar,

minor component. Further elution with 10% and 12% EtOAc in hexanes led to the isolation of the major component. The major component, isomer **13a**, was obtained as colorless solid (35.2 mg, 71% yield). R_f (SiO₂/20% EtOAc in hexanes) = 0.19; ¹H NMR (500 MHz, CDCl₃) δ 8.05 (d, 1H, Ar-H, J = 8.4 Hz), 7.55 (d, 1H, Ar-H, J = 8.5 Hz), 7.47 (t, 1H, Ar-H, J = 7.3 Hz), 7.38 (s, 1H), 7.36 (t, 1H, Ar-H, J = 7.6 Hz), 6.44 (d, 1H, Ar-H, J = 2.6 Hz), 6.35 (d, 1H, Ar-H, J = 1.1 Hz), 5.82 (s, 2H, CH₂); ¹³C NMR (125 MHz, CDCl₃) δ 147.9, 146.3, 143.4, 132.9, 127.7, 124.1, 120.1, 110.9, 110.0, 109.9, 45.2; HRMS (ESI/TOF) m/z calcd for C₁₁H₁₀N₃O [M + H]⁺ 200.0818, found 200.0817. The minor component, isomer **13b**, was obtained as colorless solid (4.2 mg, 8% yield). R_f (SiO₂/20% EtOAc in hexanes) = 0.28; ¹H NMR (500 MHz, CDCl₃) δ 7.87 (dd, 2H, Ar-H, J = 2.9, 6.6 Hz), 7.43 (d, 1H, Ar-H J = 0.7 Hz), 7.37 (dd, 2H, Ar-H, J = 2.9, 6.6 Hz), 6.56 (d, 1H, Ar-H, J = 3.3 Hz), 6.38 (m, 1H, Ar-H), 5.88 (s, 2H, CH₂). Adequate material was not available for a ¹³C NMR.

2-(2,3-Dimethoxyphenyl)acetonitrile (14) [20]: A mixture of (2,3-dimethoxybenzyl)oxy benzotriazole **1k** (0.057 g, 0.2 mmol) and NaCN (19.6 mg, 0.4 mmol) in anhydrous DMSO (0.5 mL) was stirred at 100 °C for for 1 h. The reaction mixture was diluted with Et₂O and washed with a water/brine mixture (1:1), followed by water (3x). The organic layer was dried over anhydrous Na₂SO₄, filtered, and concentrated under reduced pressure. The crude material was chromatographed on a silica gel column using 10% EtOAc in hexanes as eluting solvent. Compound **14** was obtained as clear liquid (0.025 g, 70% yield). R_f (SiO₂/20% EtOAc in hexanes) = 0.27; ¹H NMR (500 MHz, CDCl₃) δ 7.05 (t, 1H, Ar-H, J = 7.9 Hz), 6.95 (d, 1H, Ar-H, J = 7.7 Hz), 6.91 (d, 1H, Ar-H, J = 8.2 Hz), 3.91 (s, 3H, CH₃), 3.87 (s, 3H, CH₃), 3.71 (s, 2H, CH₂); ¹³C NMR (125 MHz, CDCl₃) δ 152.9, 146.9, 124.5, 124.3, 121.1, 118.3, 112.9, 60.7, 56.0,

18.7; HRMS (ESI/TOF) m/z calcd for $C_{10}H_{11}NO_2Na$ $[M + Na]^+$ 200.0682, found 200.0684. This compound is commercially available.

1-(Azidomethyl)-2,3-dimethoxybenzene (15): A mixture of (2,3-dimethoxybenzyl)oxy benzotriazole **1k** (0.143 g, 0.5 mmol) and NaN_3 (65.0 mg, 1.0 mmol) was stirred in anhydrous DMSO (1.25 mL) at 100 °C for 2.5 h. The reaction mixture was diluted with Et_2O and washed with a water/brine mixture (1:1), followed by water (3x). The organic layer was dried over anhydrous Na_2SO_4 , filtered, and concentrated under reduced pressure. The crude material was chromatographed on a silica gel column using 10% EtOAc in hexanes as eluting solvent. Compound **15** was obtained as clear liquid (86.0 g, 89% yield). R_f ($SiO_2/20\%$ EtOAc in hexanes) = 0.5; 1H NMR (500 MHz, $CDCl_3$) δ 7.06 (t, 1H, Ar-H, $J = 7.9$ Hz), 6.92 (d, 1H, Ar-H, $J = 8.1$ Hz), 6.90 (d, 1H, Ar-H, $J = 7.8$ Hz), 4.37 (s, 2H, CH_2), 3.90 (s, 3H, CH_3), 3.87 (s, 3H, CH_3); ^{13}C NMR (125 MHz, $CDCl_3$) δ 152.8, 147.5, 129.3, 124.2, 121.8, 113.0, 61.1, 55.8, 49.9; HRMS (EI⁺/TOF) calcd for $C_9H_{11}N_3O_2$ $[M]^+$ 193.0846, found 193.0849.

1,2-Dimethoxy-3-(phenoxymethyl)benzene (16): To a solution of (2,3-dimethoxybenzyl)oxy benzotriazole **1k** (0.143 g, 0.5 mmol) in anhydrous DMSO (1.25 mL), were added phenol (94.0 mg, 1.0 mmol) and Cs_2CO_3 (32.6 mg, 1.0 mmol). The mixture was stirred at 100 °C for 2.5 h. The reaction mixture was diluted with Et_2O and washed with a water/brine mixture (1:1), followed by water (3x). The organic layer was dried over anhydrous Na_2SO_4 , filtered, and concentrated under reduced pressure. The crude material was chromatographed on a silica gel column using 10% EtOAc in hexanes as eluting solvent. Compound **16** was obtained as clear liquid (66.0 g, 54% yield). R_f ($SiO_2/20\%$ EtOAc in hexanes) = 0.47; 1H NMR (500 MHz, $CDCl_3$) δ 7.34 (t, 2H, Ar-H, $J = 7.6$ Hz), 7.14 (m, 2H, Ar-H), 7.07 (d, 2H, Ar-H, $J = 8.6$ Hz), 7.02 (t, 1H, Ar-H, $J = 7.3$ Hz), 6.95 (dd, 1H, Ar-H, $J = 3.5, 5.9$ Hz), 5.19 (s, 2H, OCH_2), 3.95 (s,

3H, CH₃). 3.93 (s, 3H, CH₃); ¹³C NMR (125 MHz, CDCl₃): δ 152.9, 147.0, 128.6, 127.5, 124.6, 124.0, 121.3, 120.0, 112.9, 110.2, 61.1, 56.0, 46.8; HRMS (ESI/TOF) *m/z* calcd for C₁₅H₁₆O₃Na [M + Na]⁺ 267.0992, found 267.1003.

1-(2,3-Dimethoxybenzyl)-1*H*-benzo[*d*][1,2,3]triazole (17a) and 2-(2,3-dimethoxybenzyl)-2*H*-benzo[*d*][1,2,3]triazole (17b): To a solution of (2,3-dimethoxybenzyl)oxy benzotriazole **1k** (57.0 mg, 0.2 mmol), in anhydrous DMSO (0.5 mL), were added benzotriazole (47.6 mg, 0.4 mmol) and Cs₂CO₃ (0.130 g, 0.4 mmol). The mixture was stirred at 100 °C 4 h. The reaction mixture was then diluted with Et₂O and washed with a water/brine mixture (1:1), followed by water (3x). The organic layer was dried over anhydrous Na₂SO₄, filtered, and concentrated under reduced pressure. The crude material was chromatographed on a silica gel column using 10% EtOAc in hexanes as eluting solvent. The minor component eluted first followed by the major component. The major component, isomer **17a**, was obtained as a clear, gummy material (39.0 mg, 69% yield). *R_f* (20% EtOAc in hexanes) = 0.14; ¹H NMR (500 MHz, CDCl₃) δ 8.04 (d, 1H, Ar-H, *J* = 8.3 Hz), 7.52 (d, 1H, Ar-H, *J* = 8.3 Hz), 7.41 (t, 1H, Ar-H, *J* = 7.6 Hz), 7.33 (t, 1H, Ar-H, *J* = 7.6 Hz), 6.97 (t, 1H, Ar-H, *J* = 8.0 Hz), 6.87 (d, 1H, Ar-H, *J* = 8.1 Hz), 6.73 (d, 1H, Ar-H, *J* = 7.7 Hz), 5.87 (s, 2H, CH₂), 3.86 (s, 3H, CH₃), 3.82 (s, 3H, CH₃); ¹³C NMR (125 MHz, CDCl₃) δ 152.9, 147.0, 146.3, 133.1, 128.6, 127.4, 124.5, 124.0, 121.2, 120.0, 112.9, 110.2, 61.1, 56.0, 46.8; HRMS (ESI/TOF) calcd for C₁₅H₁₆N₃O₂ [M + H]⁺ 270.1237, found 270.1238. The minor component, isomer **17b**, was also obtained as a clear, gummy material (12.0 mg, 20%). *R_f* (SiO₂/20% EtOAc in hexanes) = 0.27; ¹H NMR (500 MHz, CDCl₃) δ 7.86 (dd, 2H, Ar-H, *J* = 3.1, 6.5 Hz), 7.36 (dd, 2H, Ar-H, *J* = 3.1, 6.5 Hz), 7.02 (t, 1H, Ar-H, *J* = 8.0 Hz), 6.90 (d, 1H, Ar-H, *J* = 8.0 Hz), 6.83 (d, 1H, Ar-H, *J* = 7.7 Hz), 5.95 (s, 2H, CH₂), 3.87 (s, 3H, CH₃), 3.84 (s, 3H, CH₃); ¹³C NMR (125 MHz, CDCl₃) δ 152.9, 147.3, 144.7, 128.8,

126.4, 124.4, 121.7, 118.3, 113.1, 61.1, 56.0, 55.1; HRMS (ESI/TOF) calcd for C₁₅H₁₆N₃O₂ [M + H]⁺ 270.1237, found 270.1236.

Reaction of 1-phenethoxy-1*H*-benzo[*d*][1,2,3]triazole (1f) with NaN₃ leading to (2-azidoethyl)benzene: To a stirred solution of 1-phenethoxy benzotriazole **1f** (0.036g, 0.15 mmol) in DMSO-*d*₆ (0.4 mL) in a dry vial, was added NaN₃ (20 mg, 0.3 mmol). The mixture was stirred at 100 °C for 28 h and an aliquot was assessed by ¹H NMR. Because a significant amount of product was observed, the reaction mixture was diluted with Et₂O and washed with a water/brine solution (1:1). The organic layer was dried over anhydrous Na₂SO₄ and evaporated under a stream of nitrogen gas. Due to volatility of the product (68 °C at 0.5 mm [21]) the product mixture was briefly dried with a water aspirator. The mass balance was 29.4 mg and ¹H NMR analysis of this material indicated it to be a 7.3:1 mixture of (2-azidoethyl)benzene [22] and precursor **1f**.

Synthesis of γ,δ -Unsaturated Cycloalkanones

2-Cinnamylcyclohexan-1-one (18) [23]: To a solution of cinnamyloxy benzotriazole **1g** (125.6 mg, 0.50 mmol) in DMSO (2 mL), Pd(PPh₃)₄ (28.8 mg, 25 μ mol, 5 mol%) was added, and the mixture was stirred at room temperature for 5 min. Then cyclohexanone (155 μ L, 1.50 mmol) and pyrrolidine (12 μ L, 0.15 mmol, 30 mol%) were added. The reaction vial was flushed with nitrogen gas and the mixture was stirred at room temperature for 2 h. The mixture was then diluted with EtOAc and washed with water followed by brine. The organic layer was dried with anhydrous Na₂SO₄ and evaporated. The crude material was chromatographed on a silica gel column by sequential elution with hexanes followed by 1%, 2%, and 2.5% EtOAc in hexanes. Compound **18** was obtained as a pale yellow oil (62.9 mg, 59% yield). *R*_f (SiO₂/5% EtOAc in hexanes) = 0.21; ¹H NMR (500 MHz, CDCl₃) δ 7.34–7.27 (m, 4H, Ar-H), 7.21–7.18 (m, 1H, Ar-

H), 6.39 (d, 1H, =CH, $J = 15.8$ Hz), 6.23–6.17 (ddd, 1H, =CH, $J = 6.8, 8.3, 15.1$ Hz), 2.70–2.65 (m, 1H, CH), 2.46–2.39 (m, 2H, CH₂), 2.36–2.30 (m, 1H, CH₂), 2.21–2.13 (m, 2H, CH₂), 2.10–2.05 (m, 1H, CH₂), 1.92–1.84 (m, 1H, CH₂), 1.73–1.62 (m, 2H, CH₂), 1.46–1.39 (m, 1H, CH₂); ¹³C NMR (125 MHz, CDCl₃): δ 212.7, 137.7, 131.8, 128.7, 128.6, 127.2, 126.2, 50.9, 42.3, 33.8, 33.2, 28.1, 25.3.

Syn-4-(*t*-butyl)-2-cinnamylcyclohexan-1-one (20a) [24] and **anti-4-(*t*-butyl)-2-cinnamylcyclohexan-1-one (20b)**: To a solution of cinnamyloxy benzotriazole **1g** (125.6 mg, 0.50 mmol) in DMSO (2 mL), Pd(PPh₃)₄ (28.8 mg, 25 μ mol, 5 mol%) was added, and the mixture was stirred at room temperature for 5 min. Then *t*-butylcyclohexanone (231 mg, 1.50 mmol) and pyrrolidine (12 μ L, 0.15 mmol, 30 mol%) were added. The reaction vial was flushed with nitrogen gas and the mixture was stirred at room temperature for 2 h. The reaction mixture was diluted with EtOAc and was washed with water followed by brine. The organic layer was dried over anhydrous Na₂SO₄ and evaporated. The crude material was chromatographed on a silica gel column by sequential elution with hexanes, 1% (2 x 100 mL), and 2% EtOAc in hexanes. **Syn-20a** and **anti-20b** were obtained as a clear oil (113.4 mg, 84% yield) and were an inseparable mixture of diastereomers. In this mixture **syn-20a** was the major isomer. However, during the chromatographic purification a few fractions of pure **syn-20a** (early eluting) and a few fractions containing **anti-20b** (late eluting) were obtained. These fractions were used to characterize the two diastereomers. **Syn-20a** (major isomer): R_f (SiO₂/5% EtOAc in hexanes, developed twice) = 0.46; ¹H NMR (500 MHz, CDCl₃) δ 7.34 (m, 2H, Ar-H), 7.29 (m, 2H, Ar-H), 7.20 (m, 1H, Ar-H), 6.43 (d, 1H, =CH, $J = 15.8$ Hz), 6.24 (dt, 1H, =CH, $J = 7.5, 15.4$ Hz), 2.69 (m, 1H, H1'a), 2.43 (m, 2H, H2_{ax}, H6_{eq}), 2.32 (dt, 1H, H6_{ax}, $J = 6.0, 13.8$ Hz), 2.19 (m, 1H, H3_{eq}), 2.12 (m, 2H, H5_{eq}, H1'b), 1.59 (tt, 1H, H4_{ax}, $J = 2.8, 12.4$ Hz), 1.47 (app dq, 1H, H5_{ax}, $J =$

4.7, 12.6 Hz), 1.21 (app q, 1H, H_{3ax} , $J = 12.8$ Hz), 0.91 (s, 9H, *t*-Bu); ^{13}C NMR (125 MHz, $CDCl_3$) δ 212.9, 137.8, 131.7, 128.7, 128.6, 127.1, 126.2, 50.1, 47.3, 41.8, 35.0, 33.3, 32.7, 28.9, 27.9; HRMS (ESI/TOF, for the mixture of *syn*-**20a** and *anti*-**20b**) m/z calcd for $C_{19}H_{27}O$ [$M + H$] $^+$ 271.2056, found 271.2057. *Anti*-**20b** (minor isomer): R_f ($SiO_2/5\%$ EtOAc in hexanes, developed twice) = 0.40; 1H NMR (500 MHz, $CDCl_3$): δ 7.30 (m, 4H, Ar-H), 7.20 (t, 1H, Ar-H, $J = 7.3$ Hz), 6.42 (d, 1H, =CH, $J = 16.1$ Hz), 6.09 (m, 1H, =CH), 2.56 (m, 2H), 2.40 (m, 3H), 2.02 (app quint d, 1H, $J = 2.9, 15.1$ Hz), 1.90 (m, 1H), 1.70–1.59 (m, 2H), 1.50 (app dq, 1H, $J = 4.9, 12.7$ Hz), 0.91 (s, 9H, *t*-Bu); ^{13}C NMR (125 MHz, $CDCl_3$): δ 212.9, 137.8, 131.7, 128.7, 128.6, 127.1, 126.2, 50.2, 47.3, 41.8, 35.0, 33.3, 32.7, 30.4, 27.8; HRMS (ESI/TOF) m/z calcd for $C_{19}H_{27}O$ [$M + H$] $^+$ 271.2056, found 271.2068.

Conditions for the $^{31}P\{^1H\}$ NMR experiments.

In an oven-dried NMR tube were placed BOP (13.2 mg, 30.0 μ mol, 1 molar equiv) in distilled THF (0.5 mL) at -78 $^{\circ}C$. The tube was transferred to the NMR probe maintained at -30 $^{\circ}C$ and a spectrum was acquired. The tube was removed and placed at -78 $^{\circ}C$, 2-phenylethanol (3.6 μ L, 30.0 μ mol, 1 molar equiv) was added, and another spectrum was obtained at -30 $^{\circ}C$. The tube was again removed, placed at -78 $^{\circ}C$, and DBU (4.5 μ L, 30.0 μ mol, 1 molar equiv) was added. A spectrum was obtained every five minutes for 50 min at -30 $^{\circ}C$ (total acquisition time for each spectrum was about 4 min). The NMR tube was then left at room temperature and a spectrum was obtained after 24 h.

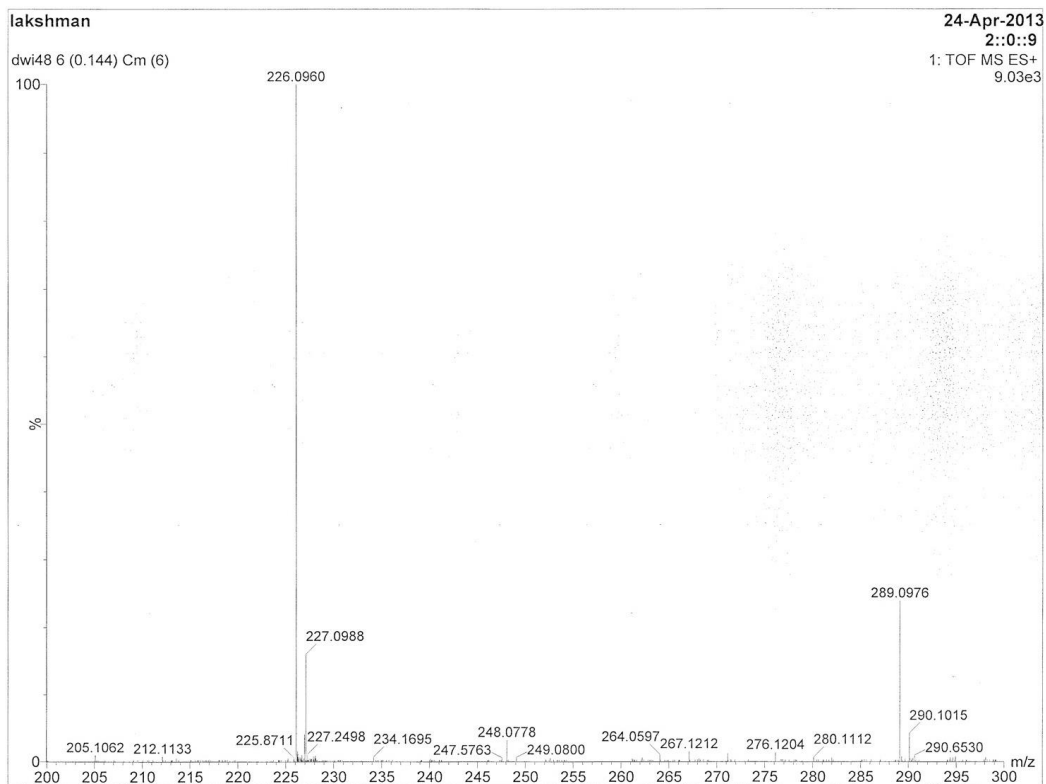


Figure 1: Mass spectrum of the product obtained from the reaction of BOP with PhCH₂OH.

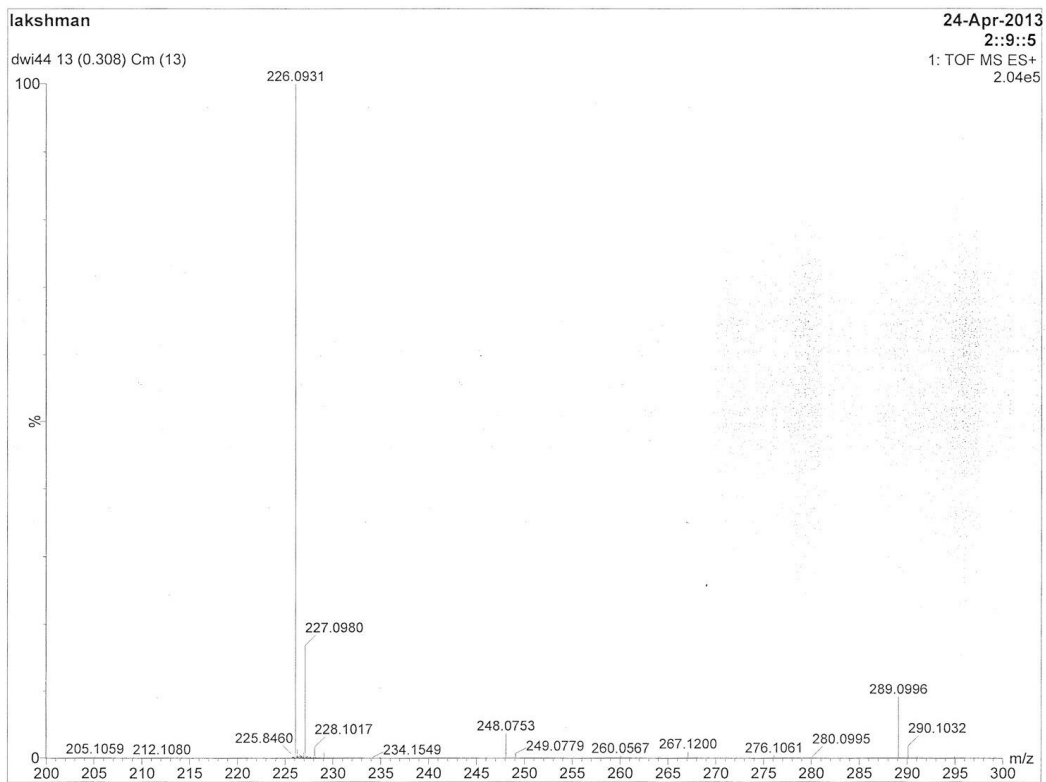


Figure 2: Mass spectrum of the product obtained from the reaction of BOP with PhCH₂[¹⁸O]H.

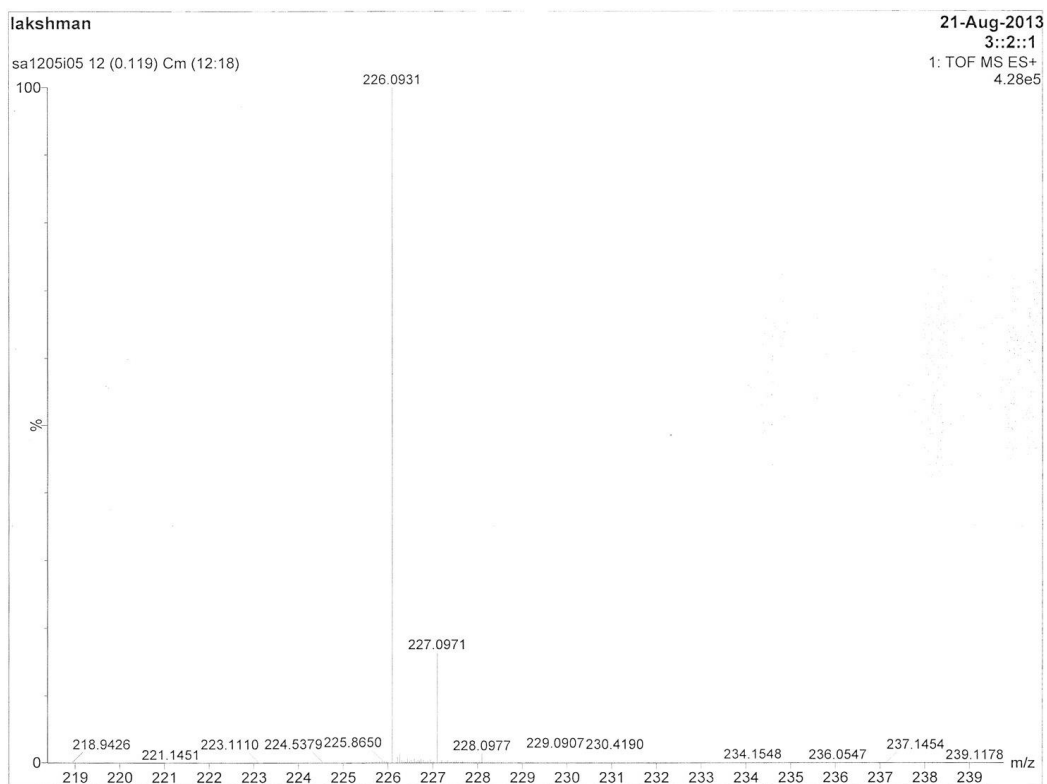


Figure 3: Mass spectrum of the product obtained from the reaction of Bt-OTs with $\text{PhCH}_2[^{18}\text{O}]\text{H}$.

References

1. 1-Methoxy-1*H*-benzo[*d*][1,2,3]triazole (**1a**): Feld, W. A.; Paessun, R. J.; Servé, M. P. *J. Macromol. Sci.-Chem.* **1981**, *A15*, 891–896; Servé, M. P.; Seybold, P. G.; Feld, W. A.; Chao, M. A. *J. Heterocycl. Chem.* **1976**, *13*, 509–512; Brady, O. L.; Reynolds, C. V. *J. Chem. Soc.* **1928**, 193–202.
2. 1-Ethoxy-1*H*-benzo[*d*][1,2,3]triazole (**1b**): Calvino, R.; Mortarini, V.; Serafino, A. *Farmaco* **1980**, *35*, 240–247.
3. 1-(Allyloxy)-1*H*-benzo[*d*][1,2,3]triazole (**1c**): Goreshnik, E. A.; Mys'kiv, M. G. *Russ. J. Coord. Chem.* **2005**, *31*, 341–346.
4. 1-(Benzyloxy)-1*H*-benzo[*d*][1,2,3]triazole (**1d**): (a) Dehli, J. R.; Bolm, C. *Synthesis* **2005**, 1058–1060.
5. 1-(Cinnamyloxy)-1*H*-benzo[*d*][1,2,3]triazole (**1g**): Sharma, K. N.; Anteunis, M. J. O. *B. Soc. Chim. Belg.* **1987**, *96*, 467–472.
6. 1-(Prop-2-yn-1-yloxy)-1*H*-benzo[*d*][1,2,3]triazole (**1n**): Bai, S.-Q.; Leelasubcharoen, S.; Chen, X.; Koh, L. L.; Zuo, J.-L.; Hor, T. S. A. *Cryst. Growth Des.* **2010**, *10*, 1715–1720.
7. 1-((4-Nitrobenzyl)oxy)-1*H*-benzo[*d*][1,2,3]triazole (**1o**): Górska, A.; Chomicz, L.; Żebrowska, J.; Myjak, P.; Augustynowicz-Kopeć, E.; Zwolska, Z.; Piekarczyk, J.; Rebandel, H.; Kazimierczuk, Z. *Z. Naturforsch.* **2006**, *61b*, 101–107.
8. Phenol tosylate (**1p**): Tang, Z.-Y.; Hu, Q.-S. *J. Am. Chem. Soc.* **2004**, *126*, 3058–3059.
9. 3-Methoxy-3*H*-[1,2,3]triazolo[4,5-*b*]pyridine (**2a**): Carpino, L. A.; Imazumi, H.; Foxman, B. M.; Vela, M. J.; Henklein, P.; El-Faham, A.; Klose, J.; Bienert, M. *Org. Lett.* **2000**, *2*, 2253–2256.

10. 3-(Benzyloxy)-3*H*-[1,2,3]triazolo[4,5-*b*]pyridine (**2c**): Tran, T. P.; Mullins, P. B.; am Ende, C. W.; Pettersson, M. *Org. Lett.* **2013**, *15*, 642–645.
11. Benzyl nitrile (**6**): Shimojo, H.; Moriyama, K.; Togo, H. *Synthesis* **2013**, *45*, 2155–2164.
12. Benzyl phenyl ether (**7**): Kobayashi, T.; Komatsu, T.; Kamiya, M.; Campos, C.; González-Gaitán, M.; Terai, T.; Hanaoka, K.; Nagano, T.; Urano, Y. *J. Am. Chem. Soc.* **2012**, *134*, 11153–11160.
13. (1-Azidoethyl)benzene (**8**): Kitamura, M.; Yano, M.; Tashiro, N.; Miyagawa, S.; Sando, M.; Okauchi, T. *Eur. J. Org. Chem.* **2011**, 458–462; Hassner, A.; Fibiger, R.; Andisik, D. *J. Org. Chem.* **1984**, *49*, 4237–4244.
14. 1-(1-Phenylethyl)-1*H*-benzo[*d*][1,2,3]triazole (**9a**): Xue, Q.; Xie, J.; Li, H.; Cheng, Y.; Zhu, C. *Chem. Commun.* **2013**, *49*, 3700–3702.
15. 1-(1-Phenylethyl)-1*H*-benzo[*d*][1,2,3]triazole (**9a**) and 2-(1-Phenylethyl)-2*H*-benzo[*d*][1,2,3]triazole (**9b**): Yan, W.; Liao, T.; Tuguldur, O.; Zhong, C.; Petersen, J. L.; Shi, X. *Chem. Asian J.* **2011**, *6*, 2720–2724.
16. (Furan-2-yl)acetonitrile (**10**): Divald, S.; Chun, M. C.; Joullie, M. M. *J. Org. Chem.* **1976**, *41*, 2835–2846.
17. 2-(Azidomethyl)furan (**11**): Rogers, S. A.; Melander, C. *Angew. Chem., Int. Ed.* **2008**, *47*, 5229–5231.
18. 2-(Phenoxymethyl)furan (**12**): Quach, T. D.; Batey, R. A. *Org. Lett.*, **2003**, *5*, 1381–1384.
19. 1-(Furan-2-ylmethyl)-1*H*-benzo[*d*][1,2,3]triazole (**13a**) and 2-(Furan-2-ylmethyl)-2*H*-benzo[*d*][1,2,3]triazole (**13b**): Katritzky, A. R.; Zhang, G.-F.; Pernak, J.; Fan, W.-Q. *Heterocycles* **1993**, *36*, 1253–1262.

20. 2-(2,3-Dimethoxyphenyl)acetonitrile (**14**): Detterbeck, R.; Hesse, M. *Helv. Chim. Acta* **2003**, *86*, 343–360.
21. Boyer, J. H.; Hamer, J. *J. Am. Chem. Soc.* **1955**, *77*, 951–954.
22. Benati, L.; Bencivenni, G.; Leardini, R.; Nanni, D.; Minozzi, M.; Spagnolo, P.; Scialpi, R.; Zanardi, G. *Org. Lett.* **2006**, *8*, 2499–2502.
23. 2-Cinnamylcyclohexan-1-one (**18**): Chen, J.-P.; Peng, Q.; Lei, B.-L.; Hou, X.-L.; Wu, Y.-D. *J. Am. Chem. Soc.* **2011**, *133*, 14180–14183.
24. *Syn*-4-(*t*-butyl)-2-cinnamylcyclohexan-1-one (**20a**): Usui, I.; Schmidt, S.; Breit, B. *Org. Lett.* **2009**, *11*, 1453–1456.