



Supporting Information

for

Synthesis of the 3'-O-sulfated TF antigen with a TEG-N₃ linker for glycodendrimersomes preparation to study lectin binding

Mark Reihill, Hanyue Ma, Dennis Bengtsson and Stefan Oscarson

Beilstein J. Org. Chem. **2024**, *20*, 173–180. [doi:10.3762/bjoc.20.17](https://doi.org/10.3762/bjoc.20.17)

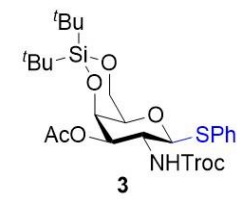
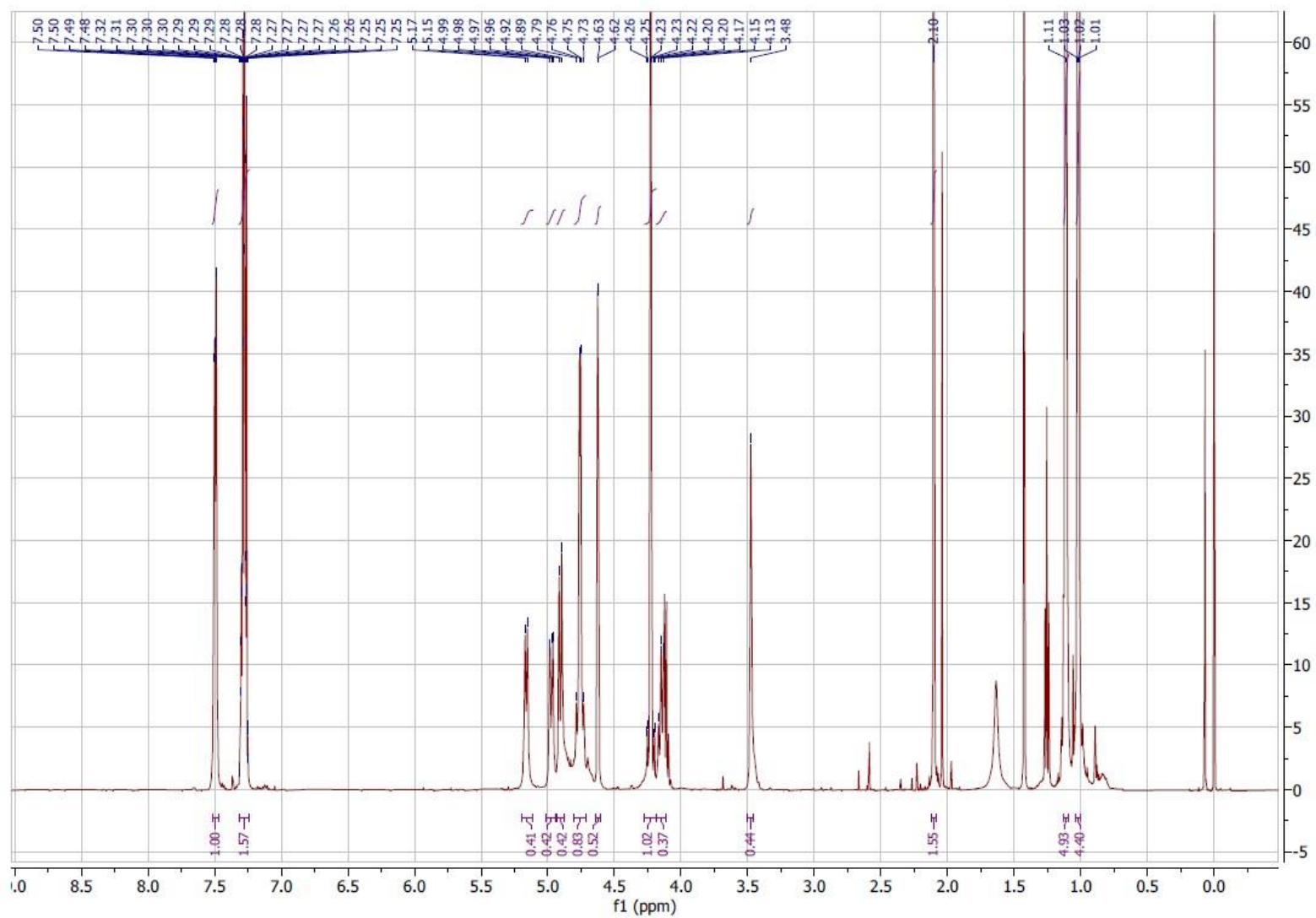
NMR spectra of compounds 1–5, 7 and 8

Table of content

Phenyl 3- <i>O</i> -acetyl-2-deoxy-4,6- <i>O</i> -di- <i>tert</i> -butylsilylene-1-thio-2-(2'2'2'-trichloroethoxycarbonylamino)- β -D-galactopyranoside ^{9,10} (3)	
¹ H NMR, 500 MHz.....	S2
¹³ C NMR, 126 MHz.....	S3
2-[2-(2-Azidoethoxy)ethoxy]ethyl 3- <i>O</i> -acetyl-2-deoxy-4,6- <i>O</i> -di- <i>tert</i> -butylsilylene-2-(2'2'2'-trichloroethoxycarbonylamino)- α -D-galactopyranoside (4)	
¹ H NMR, 500 MHz.....	S4
¹³ C NMR, 126 MHz.....	S5
2-[2-(2-Azidoethoxy)ethoxy]ethyl 2-deoxy-4,6- <i>O</i> -di- <i>tert</i> -butylsilylene-2-(2'2'2'-trichloroethoxycarbonylamino)- α -D-galactopyranoside (5)	
¹ H NMR, 500 MHz.....	S6
¹³ C NMR, 126 MHz.....	S7
2-[2-(2-Azidoethoxy)ethoxy]ethyl 2,3,4,6-tetra- <i>O</i> -acetyl- β -D-galactopyranosyl-(1 \rightarrow 3)-2-deoxy-4,6- <i>O</i> -di- <i>tert</i> -butylsilylene-2-(2'2'2'-trichloroethoxycarbonylamino)- α -D-galactopyranoside (7)	
¹ H NMR, 500 MHz.....	S8
2-[2-(2-Azidoethoxy)ethoxy]ethyl 2,3,4,6-tetra- <i>O</i> -acetyl- β -D-galactopyranosyl-(1 \rightarrow 3)-2-acetamido-4,6-di- <i>O</i> -acetyl-2-deoxy- α -D-galactopyranoside ³ (8)	
¹ H NMR, 500 MHz.....	S9
¹³ C NMR, 126 MHz.....	S10
2-[2-(2-Azidoethoxy)ethoxy]ethyl β -D-galactopyranosyl-(1 \rightarrow 3)-2-acetamido-2-deoxy- α -D-galactopyranoside ^{3,4} (1)	
¹ H NMR, 500 MHz.....	S11
HSQC, ¹ H NMR, 500 MHz, ¹³ C NMR.....	S12
2-[2-(2-Azidoethoxy)ethoxy]ethyl 3- <i>O</i> -sulfo- β -D-galactopyranosyl-(1 \rightarrow 3)-2-acetamido-2-deoxy- α -D-galactopyranoside sodium salt (2)	
¹ H NMR, 500 MHz.....	S13
¹³ C NMR, 126 MHz.....	S14
HSQC, ¹ H NMR, 400 MHz, ¹³ C NMR.....	S15

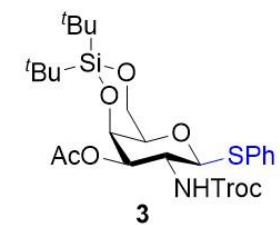
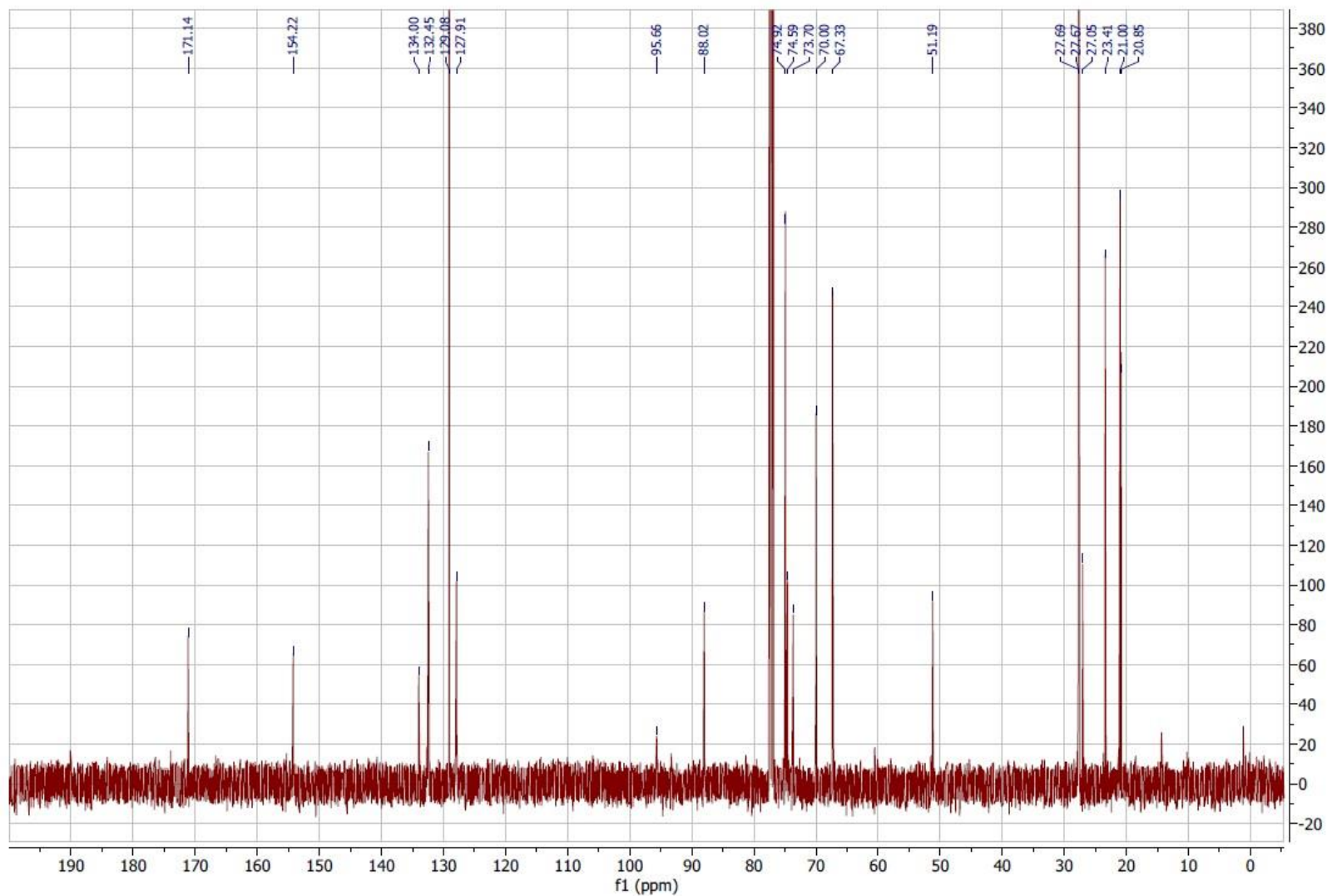
Phenyl 3-O-acetyl-2-deoxy-4,6-O-di-*tert*-butylsilylene-1-thio-2-(2'2'-trichloroethoxycarbonylamino)- β -D-galactopyranoside^{9,10} (3)

¹H NMR, 500 MHz



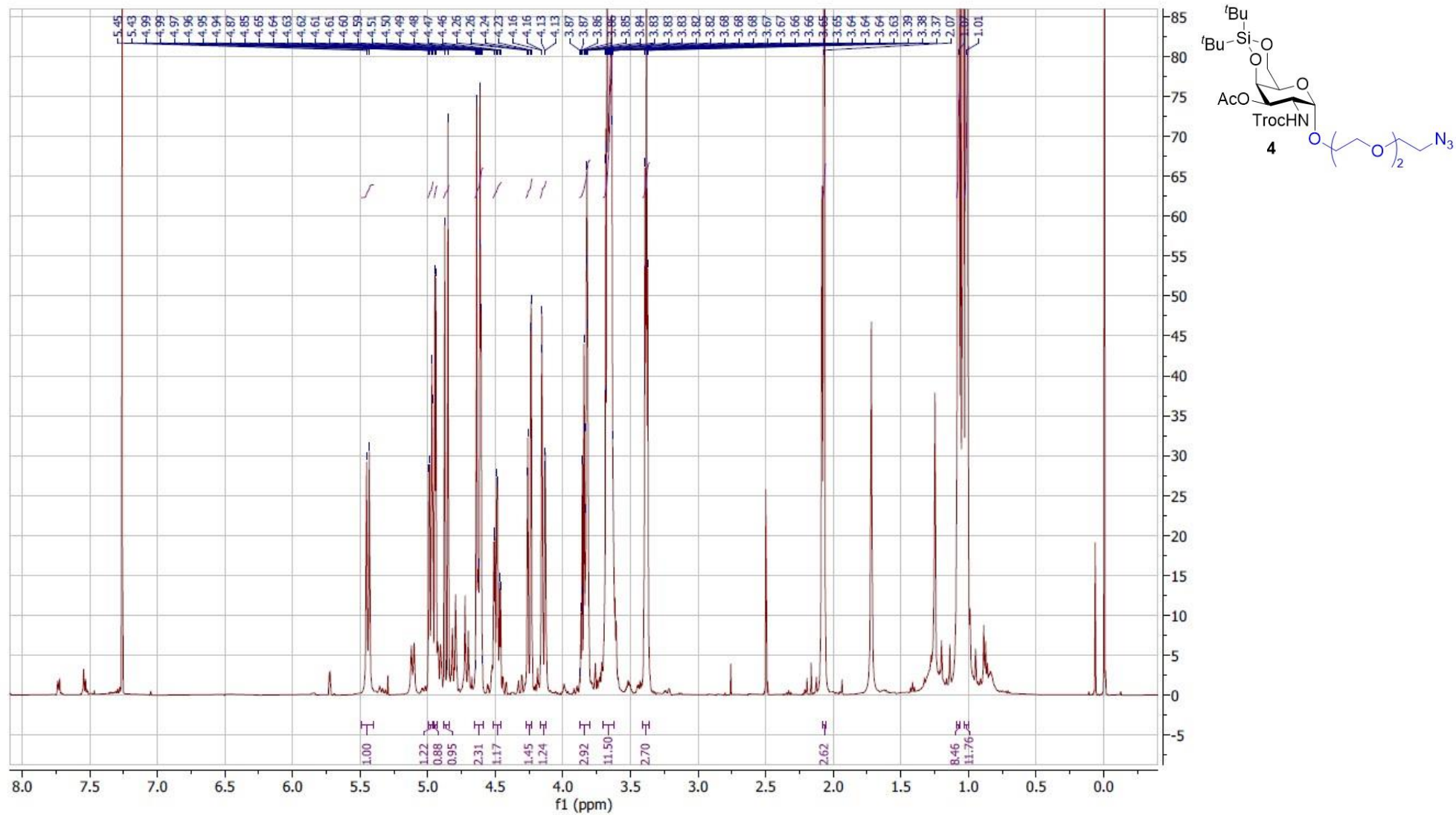
Phenyl 3-O-acetyl-2-deoxy-4,6-O-di-*tert*-butylsilylene-1-thio-2-(2'2'2'-trichloroethoxycarbonylamino)- β -D-galactopyranoside^{9,10} (3)

¹³C NMR, 126 MHz



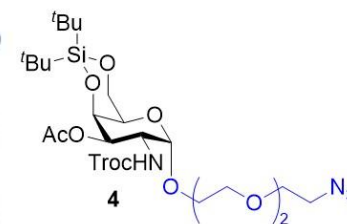
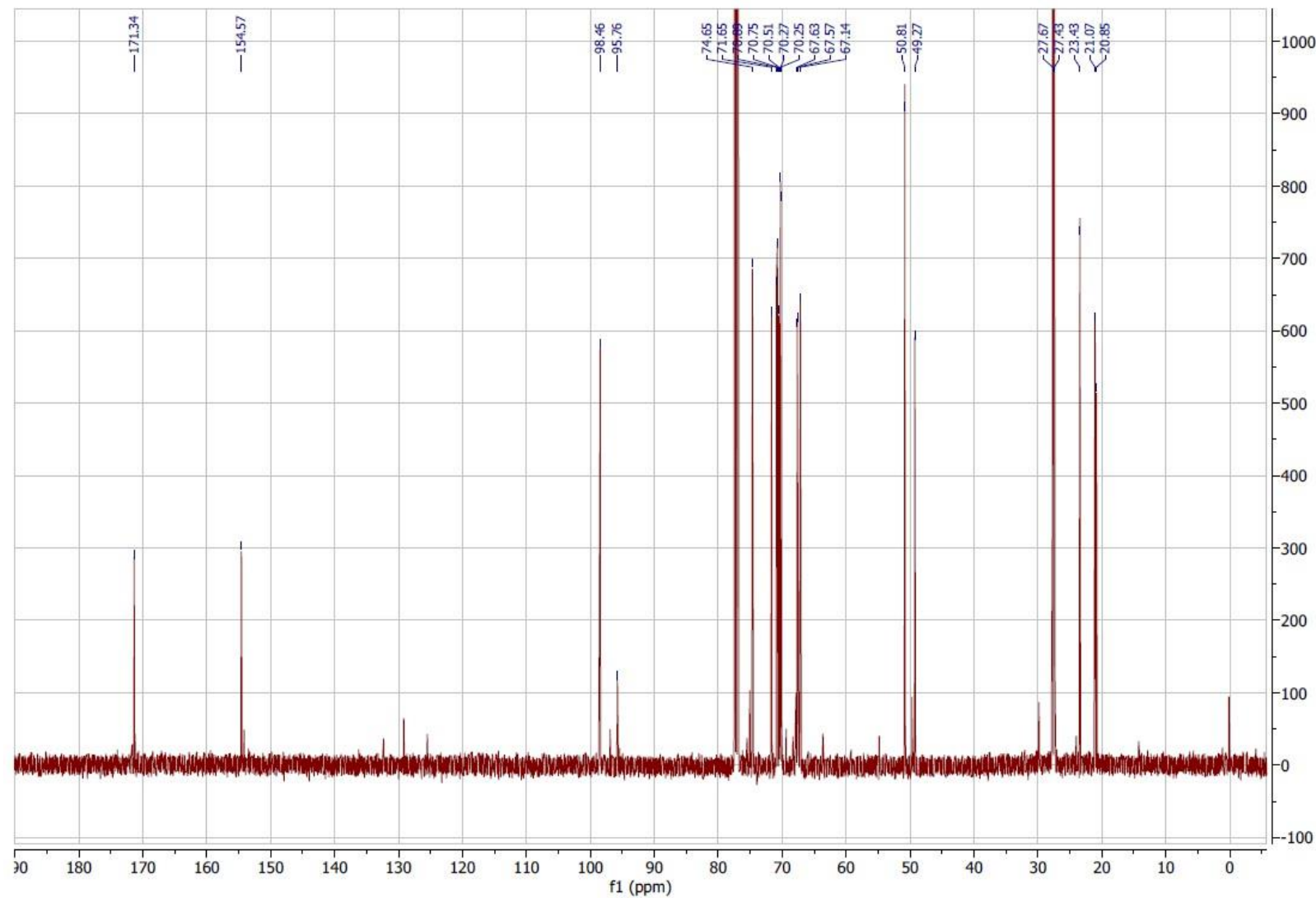
2-[2-(2-Azidoethoxy)ethoxy]ethyl 3-O-acetyl-2-deoxy-4,6-O-di-*tert*-butylsilylene-2-(2'2'2'-trichloroethoxycarbonylamino)- α -D-galactopyranoside (4)

^1H NMR, 500 MHz



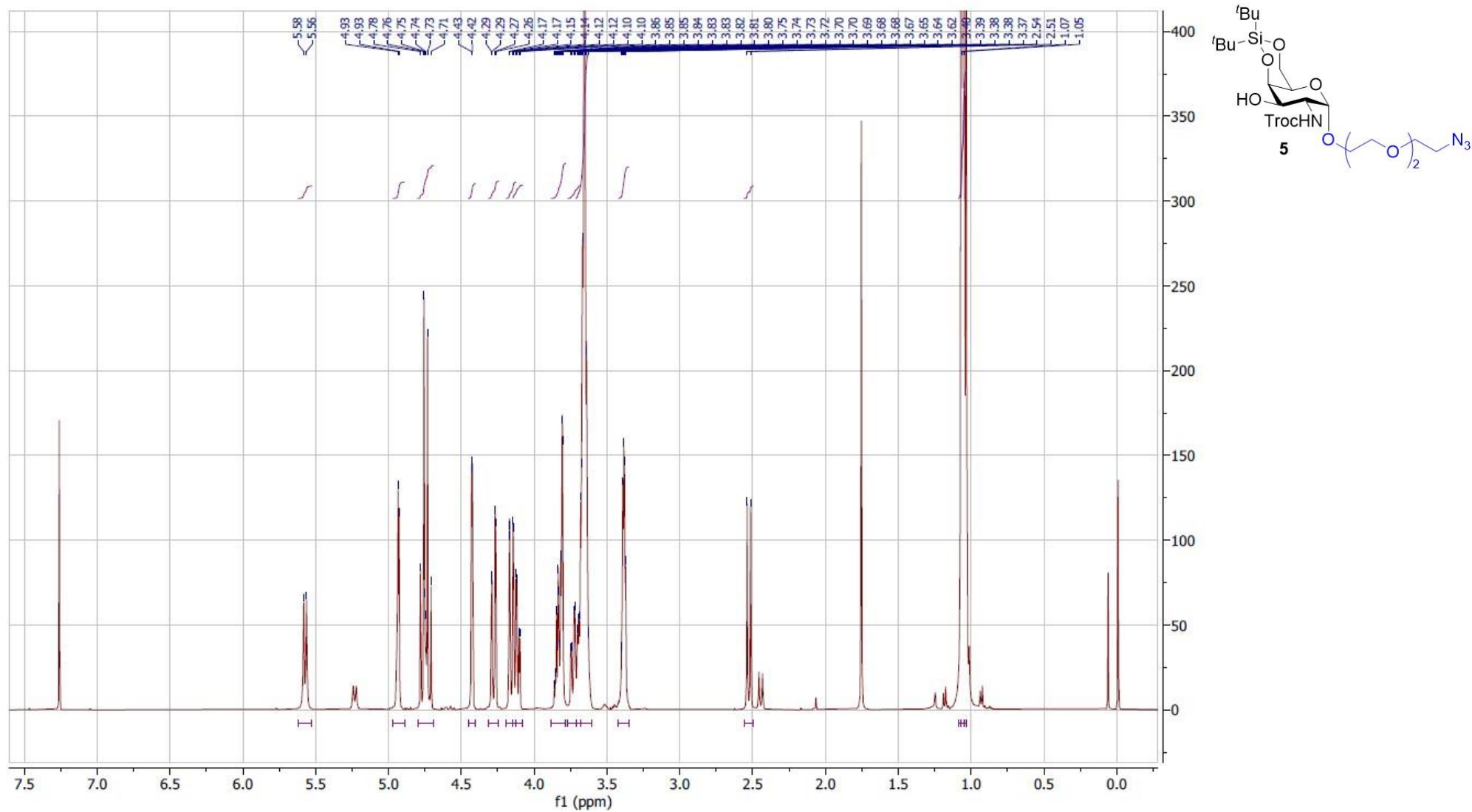
2-[2-(2-Azidoethoxy)ethoxy]ethyl 3-O-acetyl-2-deoxy-4,6-O-di-*tert*-butylsilylene-2-(2'2'2'-trichloroethoxycarbonylamino)- α -D-galactopyranoside (4)

^{13}C NMR, 126 MHz



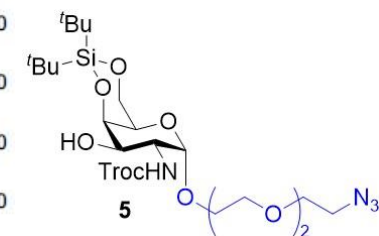
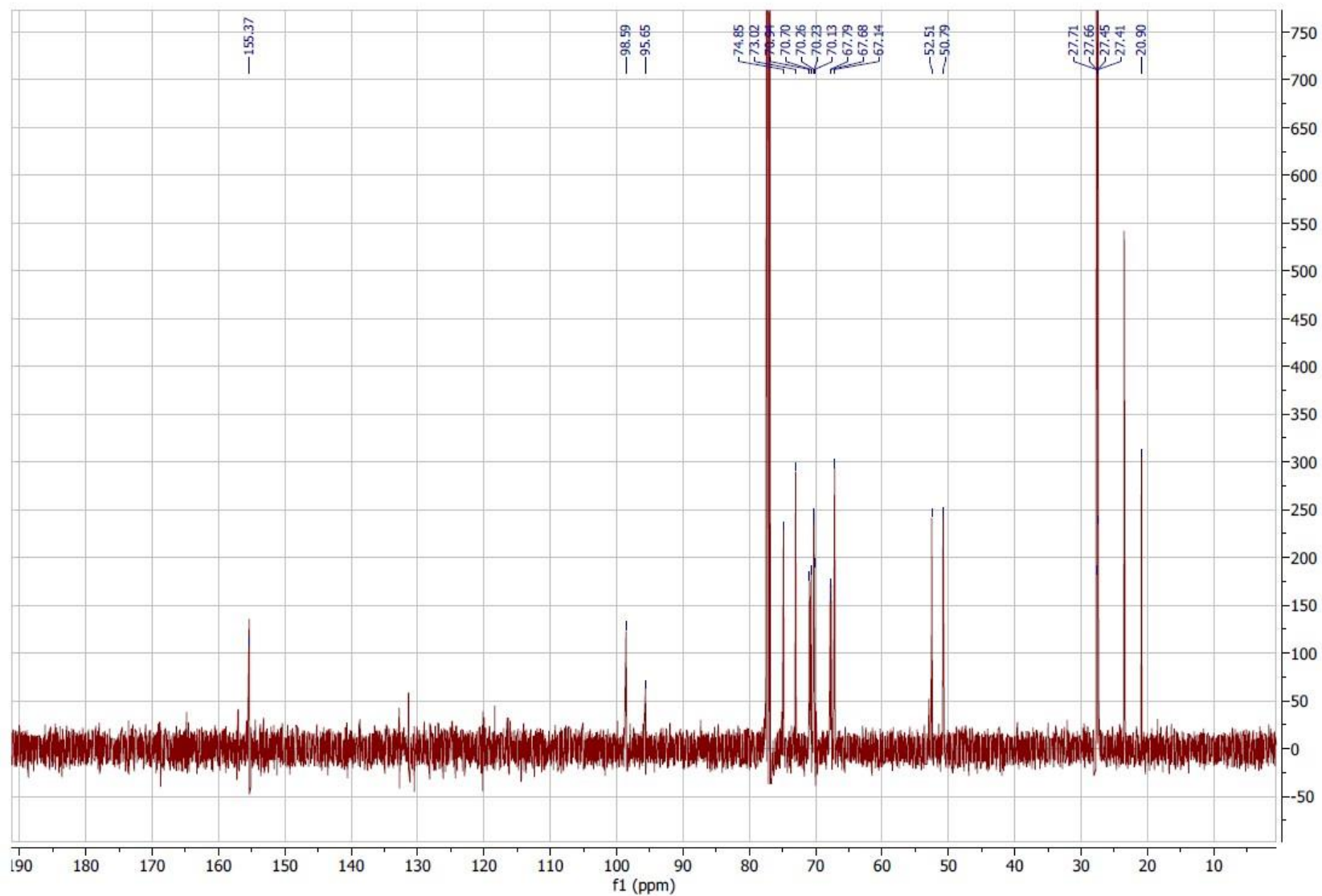
2-[2-(2-Azidoethoxy)ethoxy]ethyl 2-deoxy-4,6-O-di-*tert*-butylsilylene-2-(2'2'2'-trichloroethoxycarbonylamino)- α -D-galactopyranoside (5)

^1H NMR, 500 MHz



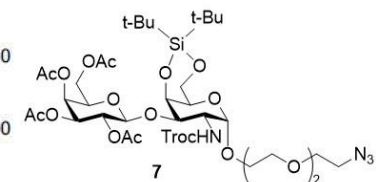
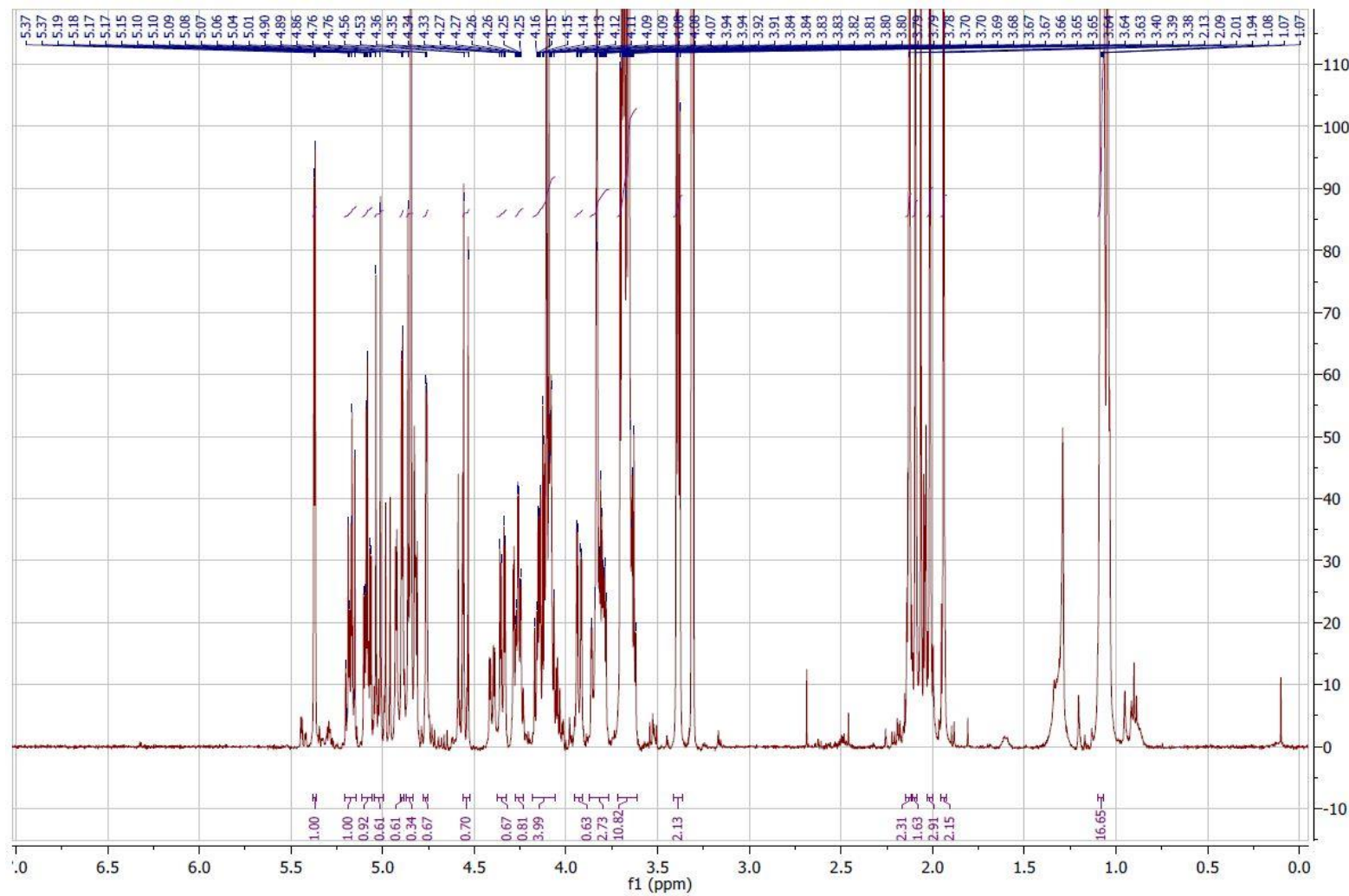
2-[2-(2-Azidoethoxy)ethoxy]ethyl 2-deoxy-4,6-O-di-*tert*-butylsilylene-2-(2'2'2'-trichloroethoxycarbonylamino)- α -D-galactopyranoside (5)

^{13}C NMR, 126 MHz



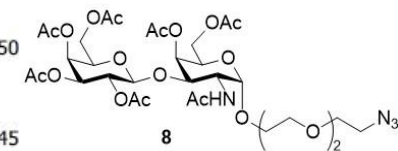
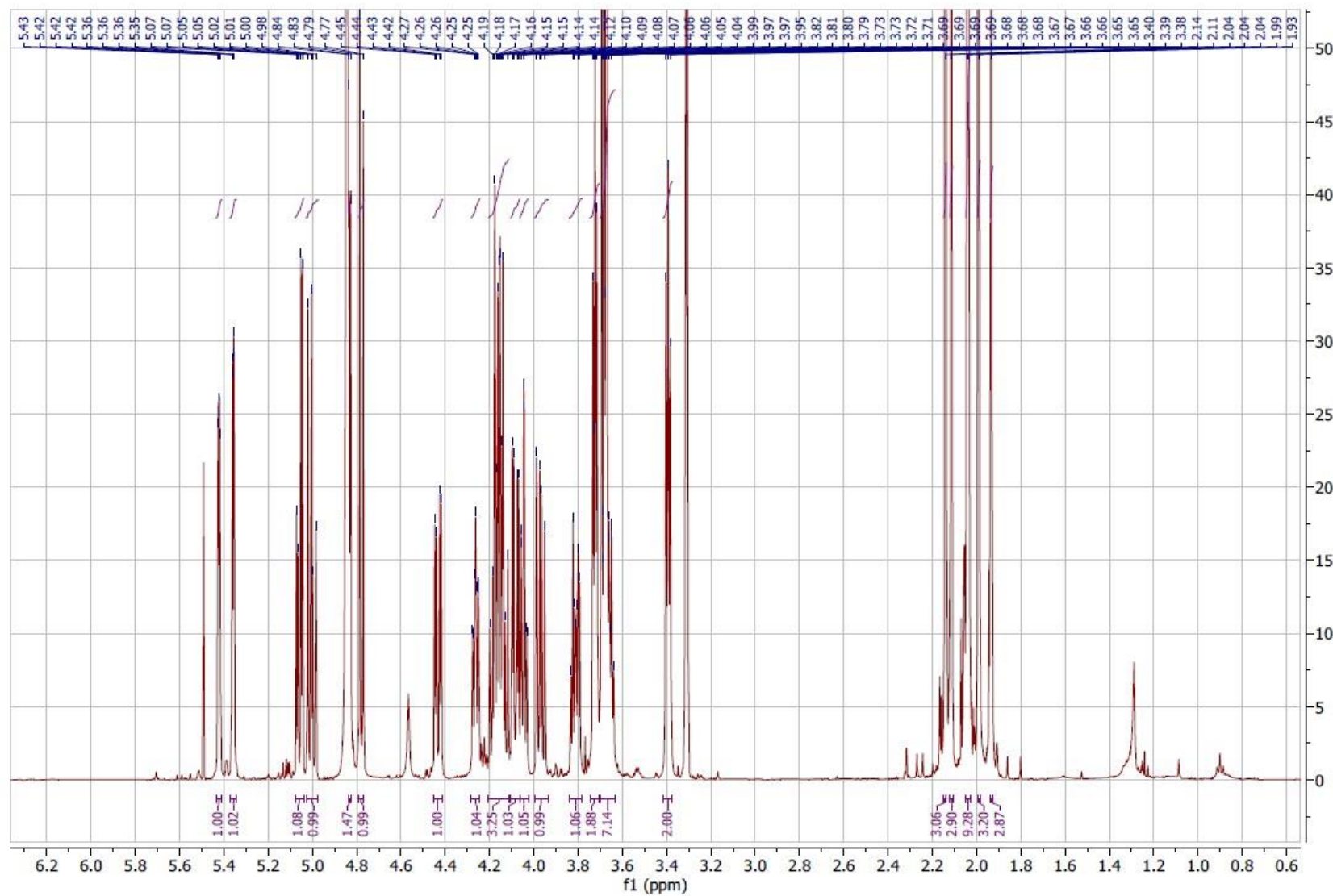
2-[2-(2-Azidoethoxy)ethoxy]ethyl 2,3,4,6-tetra-O-acetyl- β -D-galactopyranosyl-(1 \rightarrow 3)-2-deoxy-4,6-O-di-*tert*-butylsilylene-2-(2'2'2'-trichloroethoxycarbonylamino)- α -D-galactopyranoside (7)

^1H NMR, 500 MHz



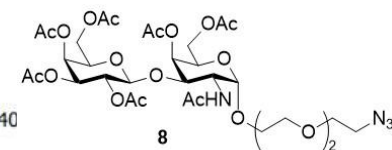
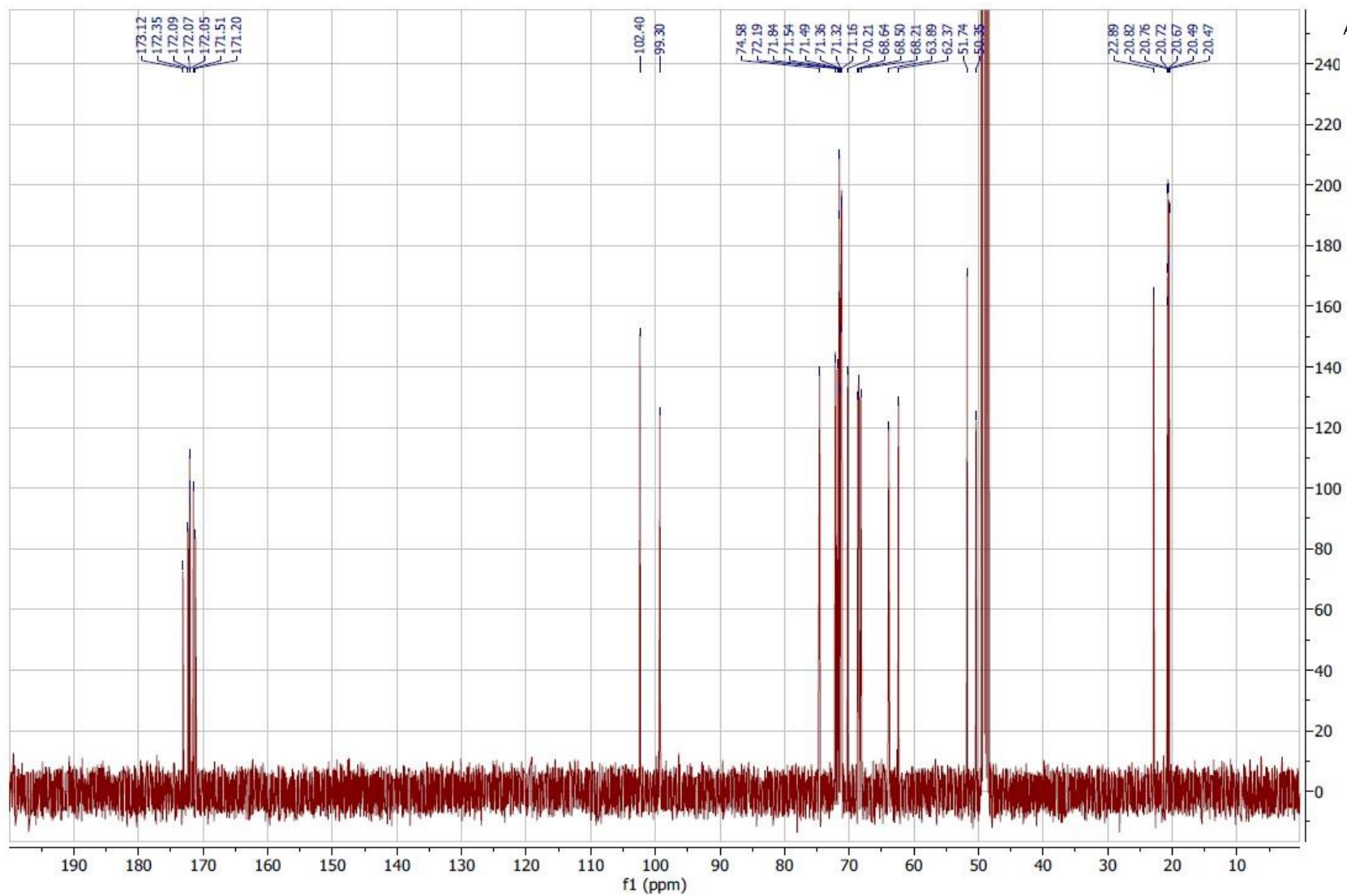
2-[2-(2-Azidoethoxy)ethoxy]ethyl 2,3,4,6-tetra-O-acetyl-β-D-galactopyranosyl-(1→3)-2-acetamido-4,6-di-O-acetyl-2-deoxy-α-D-galactopyranoside³ (8)

¹H NMR, 500 MHz



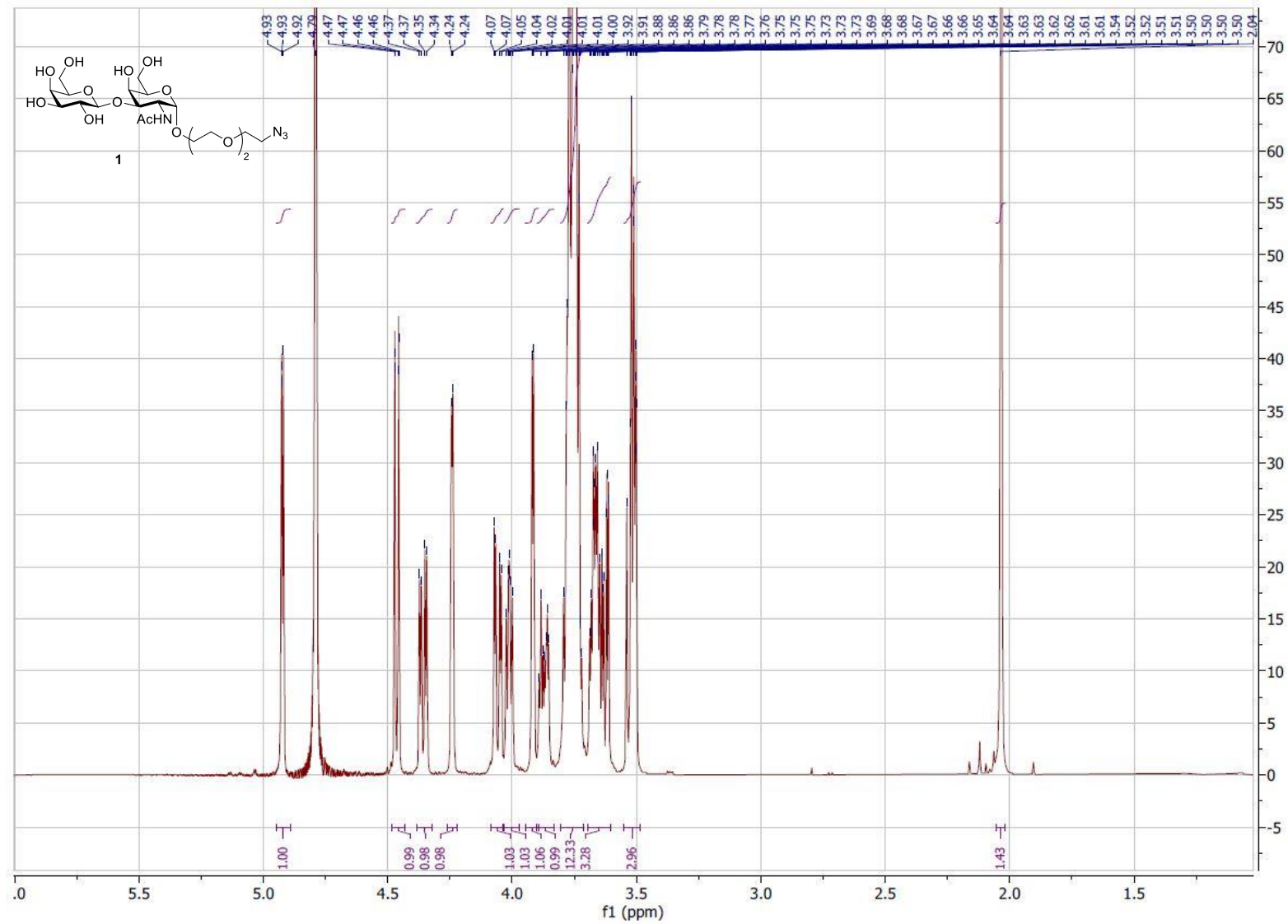
2-[2-(2-Azidoethoxy)ethoxy]ethyl 2,3,4,6-tetra-O-acetyl-β-D-galactopyranosyl-(1→3)-2-acetamido-4,6-di-O-acetyl-2-deoxy-α-D-galactopyranoside³ (8)

¹³C NMR, 126 MHz



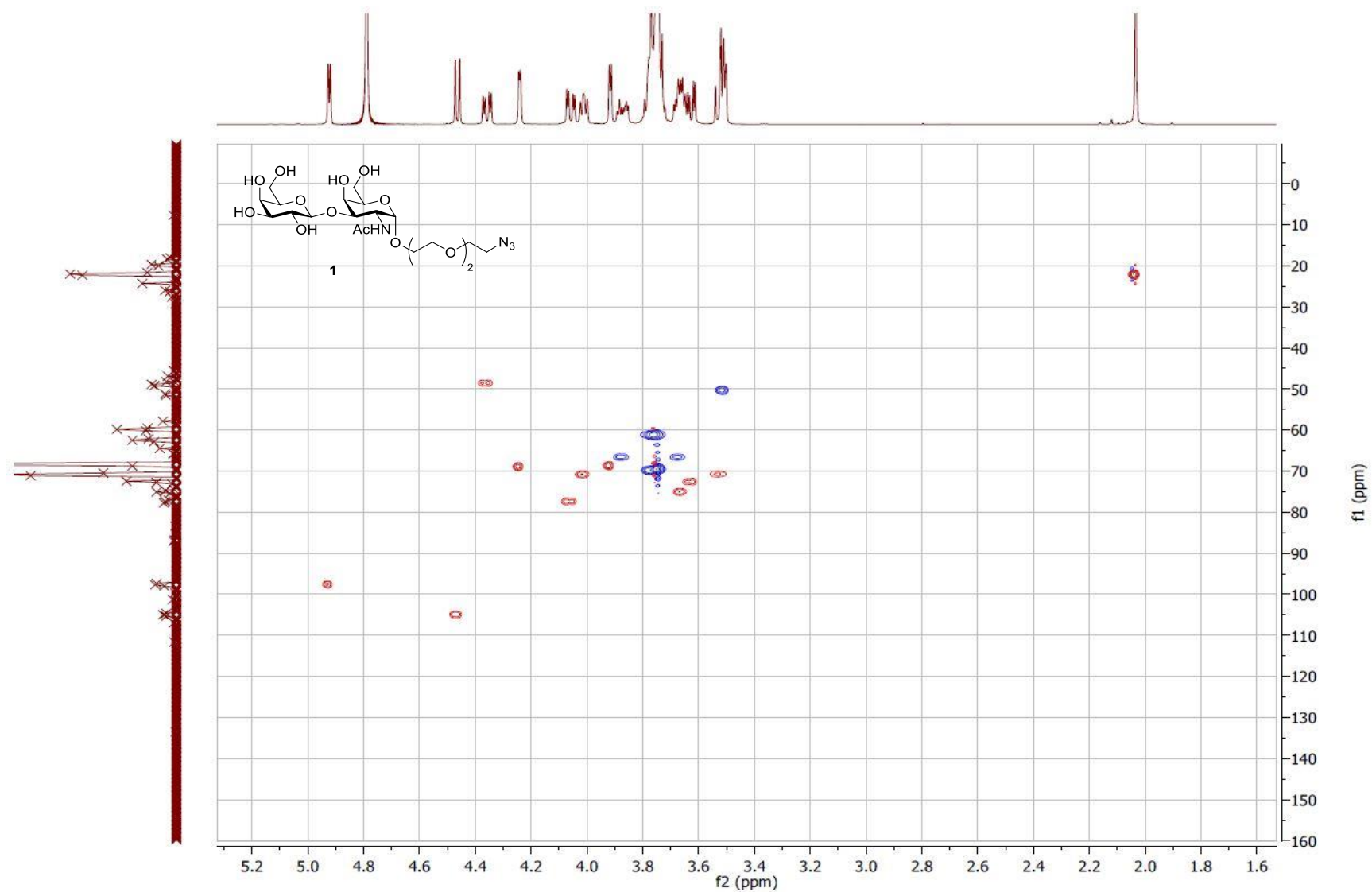
2-[2-(2-Azidoethoxy)ethoxy]ethyl β -D-galactopyranosyl-(1 \rightarrow 3)-2-acetamido-2-deoxy- α -D-galactopyranoside^{3,4} (1)

¹H NMR, 500 MHz



2-[2-(2-Azidoethoxy)ethoxy]ethyl β -D-galactopyranosyl-(1 \rightarrow 3)-2-acetamido-2-deoxy- α -D-galactopyranoside^{3,4} (1)

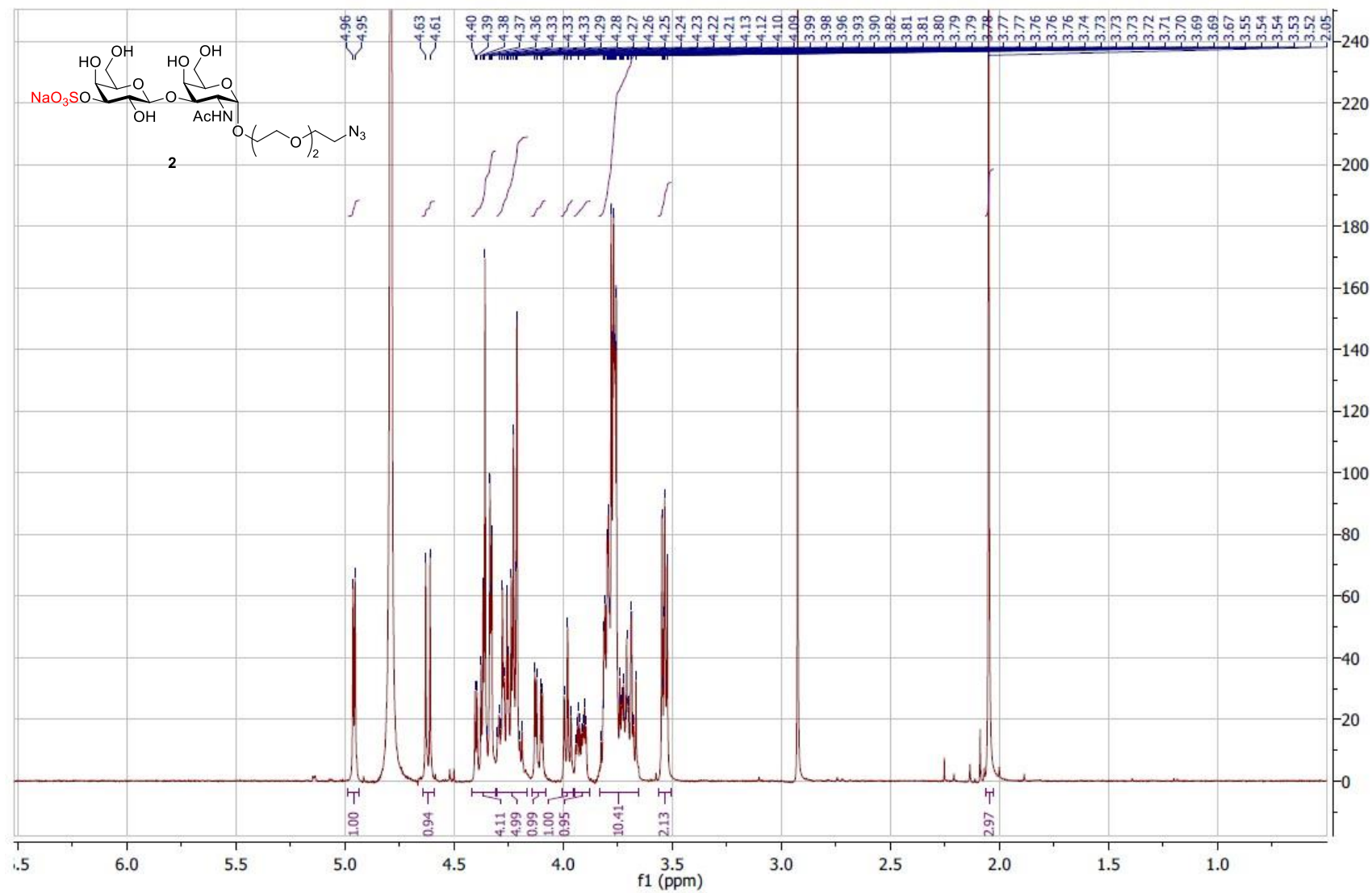
HSQC, ¹H NMR, 500 MHz, ¹³C NMR projected



S12

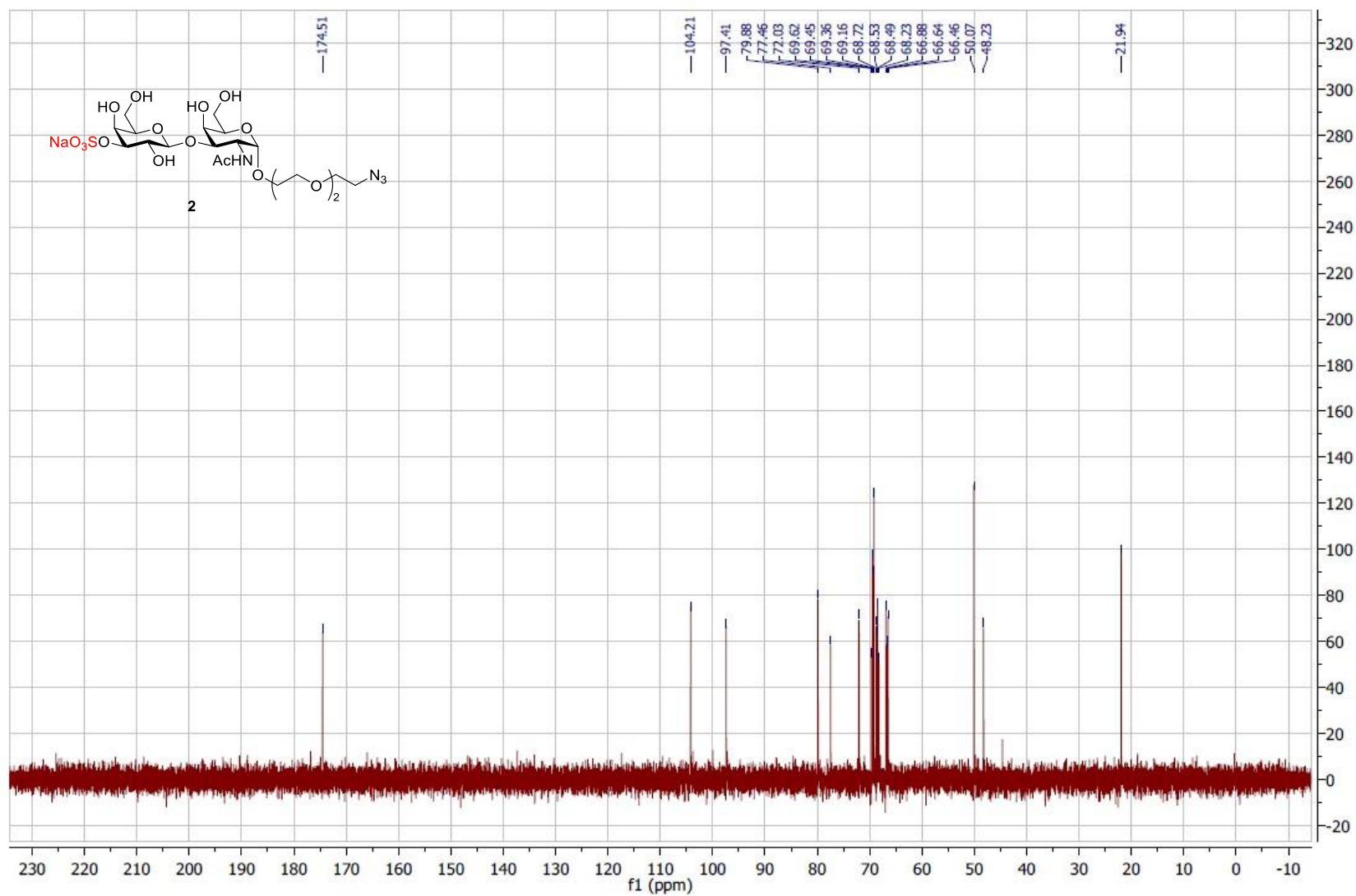
2-[2-(2-Azidoethoxy)ethoxy]ethyl 3-O-sulfo-β-D-galactopyranosyl-(1→3)-2-acetamido-2-deoxy-α-D-galactopyranoside sodium salt (2)

¹H NMR, 400 MHz



2-[2-(2-Azidoethoxy)ethoxy]ethyl 3-O-sulfo-β-D-galactopyranosyl-(1→3)-2-acetamido-2-deoxy-α-D-galactopyranoside sodium salt (2)

¹³C NMR, 101 MHz



S14

2-[2-(2-Azidoethoxy)ethoxy]ethyl 3-O-sulfo-β-D-galactopyranosyl-(1→3)-2-acetamido-2-deoxy-α-D-galactopyranoside sodium salt (2)

HSQC, ¹H NMR, 400 MHz, ¹³C NMR, 101 MHz

